



Refrigeration



Scan for more
information or call
1300 722 228

A Life More Electric

Freshness that brings food to life

Mitsubishi Electric has been an integral part of Australian kitchens for more than 30 years, providing high-quality, innovative appliances that serve as fixtures in this important space.

We pride ourselves on understanding the Australian household and delivering products tailored to meet their needs.

#ALifeMoreElectric





Refrigeration Range

Designed specifically for those that care about preserving the quality and freshness of all kinds of food.

Multi Drawer

WX Series: 700 Litres | 470 Litres _____ Pg 04

French Door

LX Series: 564 Litres | 442 Litres _____ Pg 06

L4 Glass Series: 635 Litres | 580 Litres _____ Pg 08

Bottom Mount

HGS Glass Series: 421 Litres _____ Pg 10

HS Steel Series: 421 Litres _____ Pg 12

CGX Glass Series: 450 Litres _____ Pg 14

CX Steel Series: 450 Litres _____ Pg 16

Top Mount

ER Series: 505 Litres | 458 Litres _____ Pg 18

Upright Freezer

U Series: 218 Litres _____ Pg 20

Specifications _____ Pg 22



WX Series

Multi Drawer

The innovative Vacuum Insulation Panel (VIP) and Smart Cube technologies maximize the WX Series capacity without increasing its dimensions. The luxurious glass door finish enhances the modern design.

Available in 700 and 470 litres catering for various kitchen sizes. The MR-WX470F is designed with a reduced height and width, to easily fit into a compact fridge cavity of 660mm width.



Key Features



Supercool Chilling Case

The Supercool chilling function is ideal for storing meat, fish, or other perishable food without freezing it. This provides the convenience of food ready to cook without the need to defrost it.



Vegetable Drawer

VitaLED lighting system slows down the wilting process, keeping fruit and vegetables crisper and fresher for longer. The vegetable drawer features a tray at the top which is ideal for storage and organisation of smaller items.



Automatic Ice Maker

There is no need for a separate plumbing connection. The removable water tank can be filled with water and all the parts are completely washable.



Clean Tray^{*2}

The Clean Tray was designed to keep the vegetable drawer clean with an anti-bacterial hybrid nano coating. This Clean Tray prevents dirt from sticking to the tray and is removable for easy cleaning.

^{*1} Refer to page 25 for details.

^{*2} MR-WX700C feature only.



MR-WX700C-S

Supercool Freezing Drawer

The Supercool Freezing Drawer offers functionality in preserving food quality without losing moisture and taste. It has two main modes, Supercool Freezing and Hot Freezing.



Hot Freezing^{*3}

The LED Sensor is designed to detect hot food and adjust the cold air flow directly onto the hot food. This saves time while also preserving food quality and freshness.



Soft Freezing^{*3}

Soft Freezing allows food to be frozen for up to three weeks in a 'soft' state. This means meat can be easily cut without thawing.



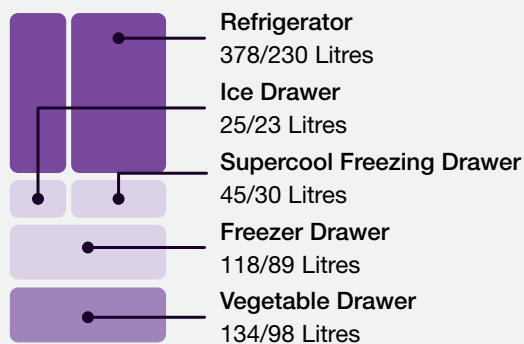
Supercool Freezing^{*3}

Ensures food is frozen evenly, minimising cell destruction, preserving its freshness, texture and locking in maximum flavour.

^{*3} Please note these modes must be manually set in order to function.

Specifications Overview

Volume (MR-WX700C/MR-WX470F)



Total Volume: 700/470 Litres

Dimensions

MR-WX700C

H 1821 x W 800 x D 748 mm

MR-WX470F

H 1696 x W 650 x D 709 mm

Colour Options



Diamond Black^{*4}
^{*4} MR-WX700C only



Diamond White



Argent Silver

Inclusions

- Multi Airflow System
- Power Save Mode
- Temperature Sensors
- Smooth Case Roller
- Two-Way Flexi Glass Shelf
- Inverter Technology
- Quick Ice Making
- Sliding Top Tray
- Completely Washable Water Supply Parts
- Supercool Chilling Case
- Multi Temperature Setting
- ECO Mode
- Humidity Control
- Aluminium Tray
- Adjustable Door Pockets
- Super Quiet Operation (15dBA)
- External Touch Control Panel
- 2 Adjustable Feet
- Clean Tray (MR-WX700C)
- Separable Shelf (MR-WX700C)



Product shown is MR-LX564ER-GWH

LX Series

French Door

The first thing you notice about the LX Series is its striking looks with toughened glass front panels, presenting a luxurious finish. French doors open up to reveal a wide internal space, perfect for large platters and ensuring maximum storage capacity. Convenient features include separate vegetable and freezer drawers, an automatic ice maker that doesn't require plumbing and a Supercool chilling case for storing items at about -3°C to 0°C without freezing it.



Key Features



Supercool Chilling Case

The Supercool chilling function is ideal for storing meat, fish, or other perishable food without freezing it. This provides the convenience of food ready to cook without the need to defrost it.



Vegetable Drawer with VitaLED

Designed to maximise the freshness of produce. The drawer features a higher humidity than the main refrigerator compartment and is ideal for storing and keeping fruit and vegetables crisper and fresher for longer.



Automatic Ice Maker

There is no need for a separate plumbing connection. The removable water tank can be filled with water and the Ice Maker is ready to go!



Endless Intuitive Features^{*2}

A unique LED control panel lights up with just a touch to provide access to all the settings.

^{*1} Refer to page 25 for details.

^{*2} MR-LX564ER feature only.



MR-LX442EX-GBK



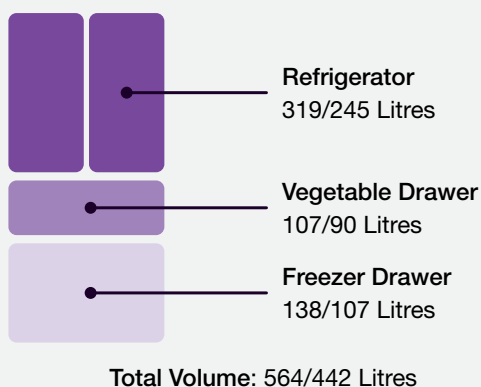
MR-LX564ER-GDS



MR-LX564ER-GDS

Specifications Overview

Volume (MR-LX564ER / MR-LX442EX)



Dimensions

MR-LX564ER
H 1798 x W 900 x D 735 mm

MR-LX442EX
H 1798 x W 699 x D 723 mm

Colour Options

	Dark Silver		Argent Silver* ³ * ³ MR-LX564ER only
	Brilliant Black		Glacier White

Inclusions

- 4.0 Energy Rating
- Inverter Technology
- R600A Refrigerant
- Multi Airflow System
- 2-Way Flexi Glass Shelf (MR-LX442EX)
- Water Tank
- Adjustable Pocket
- Wide Chilling Case (Upper case)
- VitaLED
- Smooth Case Roller
- Rapid Freezing
- Eco Mode (MR-LX564ER)
- External LED control (MR-LX564ER)
- Glass Door
- Wide Internal Space
- Automatic Ice Maker
- Door Alarm
- Egg Tray
- Egg/Utility Case (MR-LX442EX)
- Tempered Glass Shelves



L4 Glass Series

French Door

The L4 Glass Series is designed for larger living and features an Automatic Ice Maker that doesn't require plumbing connection. The luxurious toughened glass front panels are easy to keep clean.

The L4 Mini Glass (580L) is designed with a reduced height, to easily fit into a French Door cavity with overhead cupboards. The easy-to-use LED Touch Panel features three smart operation modes so that the refrigerator can perform optimally, in line with the user's needs.



Key Features



Touch Control Panel

Featuring three smart operation modes - including Eco Mode, an energy saving setting which automatically adjusts the temperature, and Rapid Cool or Freeze which cools quickly to preserve the freshness of food.



Vegetable Crisper

Designed to store fruit and vegetables. Some require more humidity than others, that is why the humidity controls will help to regulate the amount of moisture in the crisper.



Automatic Ice Maker

There is no need for a separate plumbing connection. The removable water tank can be filled with water and all the parts are completely washable.



Multi Airflow System

With 6 different temperature points in the fridge, this technology efficiently cools all food, even in hard-to-cool places such as filled door pockets.



Large Capacity

The French Door design delivers a wide internal space, perfect for large platters and maximising storage capacity.



Large Bottle Pockets

The smart big bottle door pocket is designed for convenient storage and retrieval of large and small bottles.

*1 Refer to page 25 for details.



MR-LA635ER-GBK



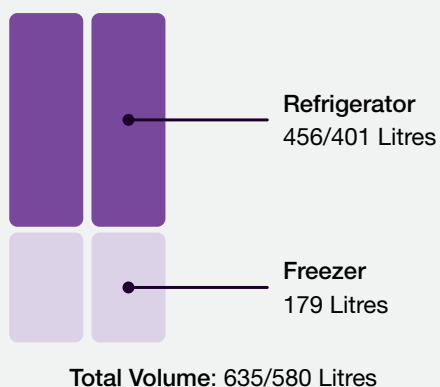
MR-LA580ER-GSL



MR-LA580ER-GWH

Specifications Overview

Volume (MR-LA635ER/MR-LA580ER)



Dimensions

MR-LA635ER
H 1818 x W 950 x D 769 mm

MR-LA580ER
H 1698 x W 950 x D 769 mm

Colour Options

	Dark Silver		Argent Silver
	Brilliant Black		Glacier White

Inclusions

- 4.0 Star Energy Rating
- Frost Free
- Utility Case
- Automatic Ice Maker
- Quiet Operation
- Inverter Technology
- VitaLED in Vegetable Crisper
- 2 Adjustable Feet
- 4 Castors
- Child Lock
- Capsule Door Pocket
- Eco Mode
- Adjustable Door Pockets
- Rapid Cooling and Freezing
- Tempered Glass Shelves
- R600a Refrigerant
- Freezing Cases (3 sizes)
- Egg Shelf
- Door Alarm



HGS Glass Series

Bottom Mount

Combining style and functionality for the modern home, the HGS Glass Series bottom mount fridge has a unique 50:50 door design which is more aligned with standard Australian kitchen benchtops.

It features a sleek glass front door, a customisable zone for soft freezing or chilling, an automatic ice maker, and a Fresh Box with VitaLED.



Key Features



Automatic Ice Maker

There is no need for a separate plumbing connection. The removable water tank can be filled with water and the Ice Maker is ready to go!



Select Zone

Features two main modes: Soft Freezing and Chilling, with 4 temperature settings, ranging from approximately -9°C to 0°C.

Customise the temperature based on your needs - chilling is ideal for storing foods like sausages, deli meats and cheese, and Soft Freezing keeps food 'softly' frozen.



Blue Catalyst Deodoriser

A fridge that smells clean and fresh! The Blue Catalyst Deodoriser has an inorganic antibacterial which helps reduce any odours.



Fresh Box VitaLED

Avoid food wastage and properly store your produce with the VitaLED - it slows down the wilting process, keeping your fruits and vegetables crisp and fresher for longer.



Soft Freezing

Available in the Select Zone, soft freezing allows food to be frozen for up to three weeks in a 'soft' state at about -7° C. This means food, like meat, soup, and sauces, can be more easily cut, divided or scooped without thawing.



50:50 Door Design

A premium look for a modern kitchen - the 50:50 design integrates into most existing cabinets and aligns with standard kitchen benchtops (900mm).

*1 Refer to page 25 for details.



MR-HGS421EX-GWH



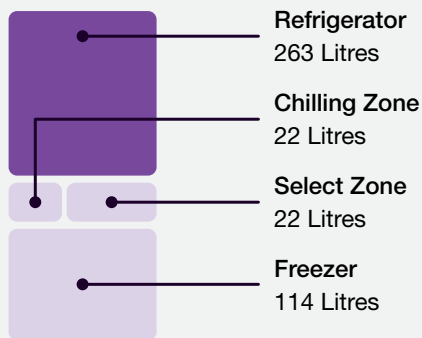
MR-HGS421EX-GBK



MR-HGS421EX-GBK

Specifications Overview

Volume



Total Volume: 421 Litres

Dimensions

MR-HGS421EX
H 1720 x W 699 x D 720 mm

Colour Options



Brilliant Black



Glacier White

Inclusions

- Select Zone
- Soft Freezing
- Chilling Case
- Automatic Ice Maker
- Blue LED Catalyst Deodoriser
- 4.0 Star Energy Rating
- Inverter Technology
- Glass Door Finish
- Fresh Box VitaLED
- Freezer Cases
- External LED Control
- Door Alarm
- Tempered Glass Shelf
- Egg Case
- Adjustable Feet



HS Steel Series

Bottom Mount

Crafted to blend style and utility in contemporary households, the HS Steel Series bottom mount fridge has a distinctive 50:50 door design which is more aligned with standard Australian kitchen benchtops.

Featuring a customisable zone for soft freezing or chilling, an automatic ice maker, and a Freshbox with VitaLED, it combines convenience and sophistication for the modern home.



Key Features



50:50 Door Design

A premium look for a modern kitchen - the 50:50 design integrates into most existing cabinets and aligns with standard kitchen benchtops (900mm).



Select Zone

Features two main modes: Soft Freezing and Chilling, with 4 temperature settings, ranging from approximately -9°C to 0°C.

Customise the temperature based on your needs - chilling is ideal for storing foods like sausages, deli meats and cheese, and Soft Freezing keeps food 'softly' frozen.



Fresh Box VitaLED

Avoid food wastage and properly store your produce with the VitaLED - it slows down the wilting process, keeping your fruits and vegetables crisp and fresher for longer.



Automatic Ice Maker

There is no need for a separate plumbing connection. The removable water tank can be filled with water and the Ice Maker is ready to go!



Soft Freezing

Available in the Select Zone, soft freezing allows food to be frozen for up to three weeks in a 'soft' state at about -7° C. This means food, like meat, soup, and sauces, can be more easily cut, divided or scooped without thawing.



Blue Catalyst Deodoriser

A fridge that smells clean and fresh! The Blue Catalyst Deodoriser has an inorganic antibacterial which helps reduce any odours.

*1 Refer to page 25 for details.



MR-HS421EX-MB



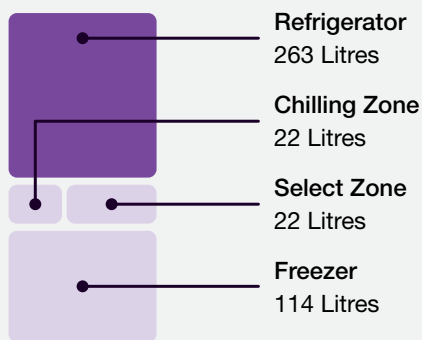
MR-HS421EX-SS



MR-HS421EX-SDS

Specifications Overview

Volume



Total Volume: 421 Litres

Dimensions

MR-HS421EX
H 1720 x W 699 x D 720 mm

Colour Options



Inclusions

- Select Zone
- Soft Freezing
- Chilling Case
- Automatic Ice Maker
- Blue LED Catalyst Deodoriser
- 4.0 Star Energy Rating
- Inverter Technology
- Fresh Box VitaLED
- Freezer Cases
- External LED Control
- Door Alarm
- Tempered Glass Shelf
- Egg Case
- Adjustable Feet



CGX Glass Series

Bottom Mount

The CGX Glass Series bottom mount fridge is the ultimate in innovation with its unique 3 door design and glass front door. It is designed with a reduced width, perfect for smaller fridge cavity space, and features a vegetable drawer, an automatic ice maker, a supercool chilling case, and a convenient freezer drawer.



Key Features



Vegetable Drawer with VitaLED

Designed to maximise the freshness of produce. The drawer features a higher humidity than the main refrigerator compartment and is ideal for storing and keeping fruit and vegetables crisper and fresher for longer.



Automatic Ice Maker

There is no need for a separate plumbing connection. The removable water tank can be filled with water and the Ice Maker is ready to go!



Glass Door Finish

Toughened glass front panels present a luxurious, striking finish and are easy to keep clean.



Supercool Chilling Case

The Supercool chilling function is ideal for storing meat, fish or other perishable food without freezing it. This provides the convenience of food ready to cook without the need to defrost it.



2-Way Flexi Glass Shelf

Make the Tempered Glass shelf deeper or push it in for more space. It is ideal for storing taller items such as a salad or dessert bowl.

*1 Refer to page 25 for details.



MR-CGX450ER-GWH



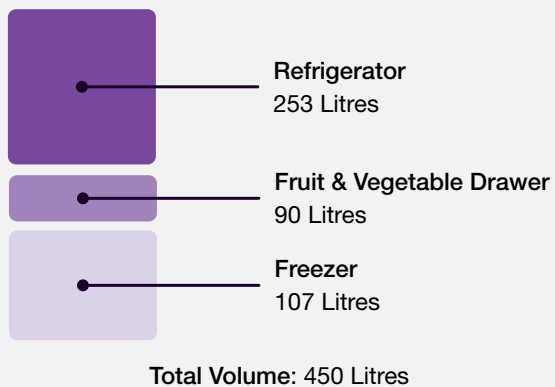
MR-CGX450ER-GBK



MR-CGX450ER-GBK

Specifications Overview


Volume



Dimensions

MR-CGX450ER
H 1798 x W 699 x D 709 mm

Colour Options



Inclusions

- Small Item Pocket
- Tempered Glass Shelf
- Fruit & Vegetable Drawer
- Freezer Drawer
- Adjustable Feet
- 4.0 Star Energy Rating
- R600a Refrigerant
- Inverter Technology
- Glass Door Finish
- Automatic Ice Maker
- Door Alarm
- VitaLED
- Egg Case



CX Steel Series

Bottom Mount

Perfect for apartment living, the CX Series bottom mount fridge is the ultimate in innovation with its unique 3 door design. Featuring a vegetable humidity drawer, automatic ice maker that doesn't require plumbing, a supercool chilling case and convenient freezer drawer. Available in three colours to suit your decor.



Key Features



Vegetable Drawer with VitaLED

The drawer features higher humidity than the main refrigerator compartment and is ideal for storing and keeping fruit and vegetables crisper and fresher for longer.



Supercool Chilling Case

The Supercool Chilling function is ideal for storing meat, fish or other perishable food without freezing it. This provides the convenience of food ready to cook without the need to defrost it.



2-Way Flexi Glass Shelf

Make the Tempered Glass shelf deeper or push it in for more space. It is ideal for storing taller items such as a salad or dessert bowl.



Automatic Ice Maker

There is no need for a separate plumbing connection. The removable water tank can be filled with water and the Ice Maker is ready to go!



Freezer Drawer

It is roomy enough to fit bulky items such as ice cream tubs, loaves of bread and frozen vegetables.

*1 Refer to page 25 for details.



MR-CX450ER-MB



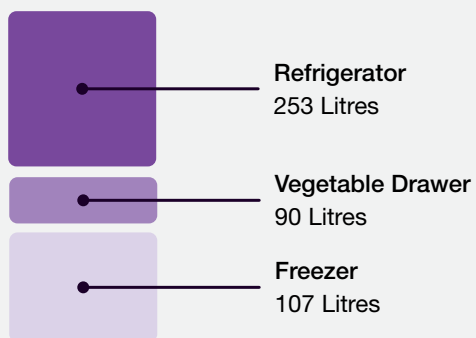
MR-CX450ER-SDS



MR-CX450ER-SS

Specifications Overview

Volume



Total Volume: 450 Litres

Dimensions

MR-CX450ER
H 1798 x W 699 x D 709 mm

Colour Options



Sterling Dark Silver



Sterling Silver



Matte Black

Inclusions

- Small Item Pocket
- 2-Way Flexi Glass Shelf
- Tempered Glass Shelf
- Fruit & Vegetable Drawer
- Freezer Drawer
- Adjustable Feet
- R600a Refrigerant
- Inverter Technology
- 4.0 Star Energy Rating
- Automatic Ice Maker
- Door Alarm
- VitaLED
- Egg Case



ER Series

Top Mount

The ER Series now features 4.5 Star Energy Rating and with its sleek integrated handle design gives your kitchen a clean, contemporary look that will complement your decor.



Key Features



Sliding Case

Equipped with a smooth-sliding roller, the Sliding Chilled Case allows for easy access. Great for storing dairy products, fresh fish or meat and chilling drinks.



Door Alarm

The refrigerator and freezer compartments have separate door alarms which sound when open for over a minute.



LED Light

The LED light will illuminate your refrigerator while being energy efficient.



2-Way Flexi Glass Shelf

Make the Tempered Glass shelf deeper or push it in for more space. It is ideal for storing taller items such as a salad or dessert bowl.



Tempered Glass Shelves

The Tempered Glass Shelves are easy to clean and built to withstand up to 100 kilograms of weight.

*1 Refer to page 25 for details.



MR-458ER-W



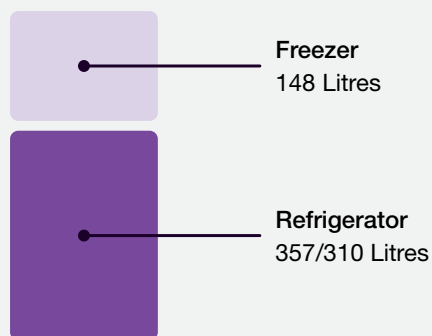
MR-458ER-ST



MR-505ER-SB

Specifications Overview

Volume (MR-505ER/MR-458ER)




Total Volume: 505/458 Litres

Dimensions

MR-505ER
H 1777 x W 751 x D 795 mm

MR-458ER
H 1654 x W 751 x D 795 mm

Colour Options



Inclusions

- Tempered Glass Shelves
- 2-Way Flexi Glass Shelf
- Frost Free
- Triple Twist Ice Tray
- Bottle pockets & Stopper
- Adjustable Feet
- Sliding Case
- 4 Rollers
- 4.5 Star Energy Rating
- Multi Airflow System
- R600a Refrigerant
- Door Alarm
- Egg Case



U Series

Upright Freezer

The vertical freezer from Mitsubishi Electric is the next step in home organisation and food storage.

Featuring a two-door design, as well as built-in door handles, the MF-U218ET was made to maximise space at home - whether kept in the garage, the laundry, or a butler's pantry.



Key Features



Two-Door Design

Helps reduce the loss of cold airflow when opening each door, resulting in a better cooling efficiency. Better for organisation - the upper freezer section can be used for everyday food, including ready meals, while the lower section for long term storage (like frozen vegetables).



Compact Dimensions

Designed with smaller spaces in mind including small kitchens, butler pantries, garages and laundries. Large capacity despite its compact and slim dimensions.



Adjustable Glass Shelf

The bottom tempered glass shelf can be moved up and down, making it ideal for accommodating taller items. Upgrade your storage space with this easy-to-use feature.



Built-In Door Handles

Say goodbye to handles protruding from the surface and hello to a sleek and streamlined design. This helps save even more space, especially in smaller areas where every millimetre counts. Get the most out of your space with this smart and functional feature.



Rapid Freeze

To freeze items quickly, simply press the "Rapid Freeze" button to activate the fast-freeze cycle. The movable Aluminium tray helps to cool down and freeze items even faster.



Dual LED Light

The LED lights will illuminate when opening the upper or lower door - which can help visibility in darker spaces.

*1 Refer to page 25 for details.

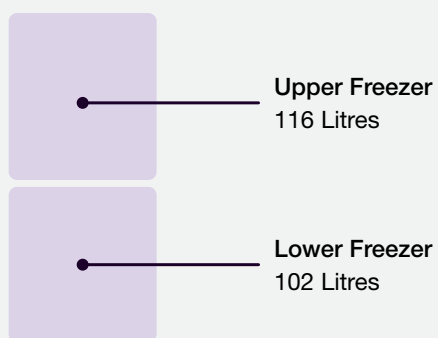


MF-U218ET-W-A



Specifications Overview

Volume



Total Volume: 218 Litres

Dimensions

MF-U218ET
H 1496 x W 542 x D 650 mm

Colour Options



White

Inclusions

- Fast Freezing Aluminium Tray
- Rapid Freeze
- Frost free
- Adjustable Glass Shelf
- Tempered Glass Shelf
- LED Light for upper & lower freezers
- Freezer cases
- Inverter Technology
- 3.5 Star Energy Rating
- Fan Cooling system
- Door Alarm
- Adjustable Foot
- Rear castors
- R600a Refrigerant

Specifications

REFRIGERATOR		FRENCH DOOR					
		WX Series		LX Series		L4 Series	
MODEL		MR-WX700C	MR-WX470F	MR-LX564ER	MR-LX442EX	MR-LA635ER	MR-LA580ER
Volume* (Litres)	TOTAL	700	470	564	442	635	580
	Refrigerator Compartment	378	230	319	245	456	401
	Freezer Compartment	118	89	138	107	179	179
	Ice Making Compartment	25	23	–	–	–	–
	Supercool Freezing Compartment	45	30	–	–	–	–
	Vegetable Compartment	134	98	107	90	–	–
Dimensions (mm)	Width	800	650	900	699	950	950
	Height	1821	1696	1798	1798	1818	1698
	Depth	738	699	735	723	769	769
	Depth with Leg Cover	748	709	735	723	769	769
Clearance Dimensions (mm)	Top	50	25	100	100	100	100
	Left	5	5	30	30	30	30
	Right	5	5	30	30	30	30
	Back	–	–	50	50	60	60
Energy Efficiency							
Energy Star Rating*		4.0	4.0	4.0	4.0	4.0	4.0
Energy Consumption (kWh/year)*		425	340	385	329	441	423
Inverter Compressor		•	•	•	•	•	•
Refrigerant Type		R600a	R600a	R600a	R600a	R600a	R600a
Door Finish							
Colour		Argent Silver	Argent Silver	Argent Silver	–	Argent Silver	Argent Silver
		–	–	Dark Silver	Dark Silver	Dark Silver	Dark Silver
		Diamond Black	–	Brilliant Black	Brilliant Black	Brilliant Black	Brilliant Black
		Diamond White	Diamond White	Glacier White	Glacier White	Glacier White	Glacier White
Glass Front Door		•	•	•	•	•	•
Refrigerator Compartment							
Cooling System		MULTI AIRFLOW					
Wide Chilled Case (Upper Case)		•	•	•	•	–	–
Supercool Chilling Case / Chilled Case (Lower Case)		•	•	•	•	–	–
Vegetable Case with VitaLED		–	–	–	–	•	•
Vegetable Case with Humidity Control		–	–	–	–	•	•
Tempered Glass Shelves		•	•	•	•	•	•
Separable Shelf (Middle Shelf)		•	–	–	–	–	–
Two-Way Flexi Shelf (Middle Shelf)		•	•	–	•	–	–
Utility Case		–	–	–	–	2	2
Water Tank Capacity for Auto Ice Maker (L)		1.2	1.2	1.1	1.1	1.0	1.0
Capsule Door Pocket		–	–	1	–	1	1
Door Pocket (Large)		2	2	2	2	1	1
Door Pocket (Small)		2	2	1	2	3	2
Bottle Pocket (Large)		1	1	2	–	1	1
Bottle Pocket (Small)		1	1	–	2	1	1
Egg Tray		1	1	1	1	1	1
Egg Shelf / Case		1	1	–	1	–	–
LED Light		•	•	•	•	•	•
Door Alarm		•	•	•	•	•	•

• Standard feature

*Tested in accordance with AS/NZS IEC 62552-3 Standard

REFRIGERATOR	FRENCH DOOR					
	WX Series		LX Series		L4 Series	
MODEL	MR-WX700C	MR-WX470F	MR-LX564ER	MR-LX442EX	MR-LA635ER	MR-LA580ER
Vegetable Compartment						
Humidity Control	•	•	–	–	–	–
VitaLED	•	•	•	•	–	–
Vegetable Case (Upper)	1	1	1	1	–	–
Vegetable Case (Lower)	1	1	1	1	–	–
Clean Tray	1	–	–	–	–	–
Door Alarm	•	•	–	–	–	–
Freezer Compartment						
Freezer Case (Upper)	1	1	1	1	–	–
Freezer Case (Lower)	1	1	1	1	–	–
Freezer Case (Small)	–	–	–	–	2	2
Freezer Case (Medium)	–	–	–	–	1	1
Freezer Case (Large)	–	–	–	–	1	1
Door Alarm	•	•	•	•	•	•
Supercool Freezing Compartment						
Supercool Freezing	•	•	–	–	–	–
Soft Freezing	•	•	–	–	–	–
Hot Freezing	•	•	–	–	–	–
Aluminium Tray	•	•	–	–	–	–
Door Alarm	•	•	–	–	–	–
Ice Compartment						
Automatic Ice Maker (Non-Plumbed)	•	•	•	•	•	•
Completely Washable Water Supply Parts	•	•	–	–	•	•
Quick Ice Making Mode (min)	75	85	–	–	–	–
Triple Twist Ice Tray	–	–	–	–	–	–
Door Alarm	•	•	–	–	–	–
Others						
Smart Cube VIP (Vacuum Insulation Panel)	•	•	–	–	–	–
Rapid Cooling / Freezing	•	•	•	•	•	•
Energy Saving Mode	•	•	•	–	•	•
Number of Sensors	16	16	9	9	9	9

• Standard feature

REFRIGERATOR		BOTTOM MOUNT				TOP MOUNT	
		HGS Series	HS Series	CGX Series	CX Series	TF-ER Series	
MODEL		MR-HGS421EX	MR-HS421EX	MR-CGX450ER	MR-CX450ER	MR-505ER	MR-458ER
Volume* (Litres)	TOTAL	421	421	450	450	505	458
	Refrigerator Compartment	263	263	253	253	357	310
	Freezer Compartment	114	114	107	107	148	148
	Vegetable Compartment	–	–	90	90	–	–
	Select Compartment	22	22	–	–	–	–
Dimensions (mm)	Chilling Compartment	22	22	–	–	–	–
	Width	699	699	699	699	751	751
	Height	1720	1720	1798	1798	1777	1654
	Depth	720	720	709	709	795	795
Clearance Dimensions (mm)	Depth with Leg Cover	720	720	709	709	795	795
	Top	80	80	100	100	100	100
	Left	30	30	20	20	20	20
	Right	30	30	20	20	20	20
	Back	50	50	50	50	50	50
Energy Efficiency							
Energy Star Rating*		4.0	4.0	4.0	4.0	4.5	4.5
Energy Consumption (kWh/year)*		345	345	332	332	345	330
Inverter Compressor		•	•	•	•	•	•
Refrigerant Type		R600a	R600a	R600a	R600a	R600a	R600a
Door Finish							
Colour	Glacier White	–	–	Glacier White	–	White	White
	–	Sterling Silver	–	–	Sterling Silver	Stainless Steel	Stainless Steel
	Brilliant Black	Matte Black	Brilliant Black	Matte Black	Shiny Black	Shiny Black	Shiny Black
	–	Sterling Dark Silver	–	Sterling Dark Silver	–	–	–
Door Opening		Right	Right	Right	Right	Right	Right
Glass Front Door		•	–	•	–	–	–
Refrigerator Compartment							
Cooling System		MULTI AIRFLOW		MULTI AIRFLOW		MULTI AIRFLOW	
Sliding Chilled Case		–	–	2	2	1	1
Supercool Chilling		–	–	•	•	–	–
Two-Way Flexi Shelf		–	–	1	1	1	1
Tempered Glass Shelf		3	3	3	3	3	2
Water Tank Capacity for Auto Ice Maker (L)		1.1	1.1	1.1	1.1	–	–
Egg Tray		1	1	1	1	2	2
Fruit & Vegetable Case		1	1	–	–	1	1
VitaLED		•	•	–	–	–	–
LED Light		•	•	•	•	•	•
Capsule Door Pocket		1	1	–	–	–	–
Door Pocket (Large)		1	1	2	2	3	2
Door Pocket (Small)		1	1	1	1	–	–
Bottle Pocket		1	1	1	1	2	2
Bottle Stopper		–	–	1	1	2	2
Door Alarm		•	•	•	•	•	•
Freezer Compartment							
Auto Ice Making		•	•	•	•	–	–
Twist Ice Tray		–	–	–	–	3	3
Ice Box		1	1	–	–	1	1
Freezer Case Lower		–	–	1	1	–	–
Freezer Case Upper & Ice Box		–	–	1	1	–	–
Freezer Cases (Small, Middle, Large)		3	3	–	–	–	–
Freezer Door pocket		–	–	–	–	2	2
Ice Spoon		1	1	1	1	–	–
Plastic shelf		–	–	–	–	2	2
Door Alarm		•	•	•	•	•	•
Vegetable Compartment							
Vegetable Case (Upper & Lower)		–	–	1	1	–	–
VitaLED		–	–	•	•	–	–
Select Compartment							
Soft Freezing		•	•	–	–	–	–
Chilling		•	•	–	–	–	–
Chilling Compartment							
Chilling		•	•	–	–	–	–
Others							
Frost Free		•	•	•	•	•	•
Deodoriser		FILTER + BLUE CATALYST		FILTER		FILTER	
Castors		4	4	4	4	4	4
Kick Plate		•	•	•	•	•	•
Adjustable Foot		2	2	2	2	2	2

• Standard feature

*Tested in accordance with AS/NZS IEC 62552-3 Standard

REFRIGERATION		FREEZER
		U Series
MODEL		MF-U218ET
Volume* (Litres)	TOTAL	218
	Upper Freezer Compartment	116
	Lower Freezer Compartment	102
Dimensions (mm)	Width	542
	Height	1496
	Depth	650
	Depth with Leg Cover	–
Clearance Dimensions (mm)	Top	100
	Left	20
	Right	20
	Back	50
Energy Efficiency		
Energy Star Rating*		3.5
Energy Consumption (kWh/year)*		241
Inverter Compressor		•
Refrigerant Type		R600a
Door Finish		
Colour		White
Door Opening		Right
Glass Front Door		–
Upper Freezer Compartment		
Cooling System		FAN COOLING
Freezer Cases (Small)		1
Aluminium Tray		1
Tempered Glass Shelf (upper)		1
Adjustable Tempered Glass Shelf (lower)		1
Internal LED Light (ceiling type)		•
Door Alarm		•
Lower Freezer Compartment		
Cooling System		FAN COOLING
Freezer Cases (Small)		2
Freezer Case (Large)		1
External LED Light (under door upper freezer)		•
Door Alarm		•
Others		
Frost Free		•
Rapid Freeze		•
Deodoriser		–
Rear Castors		2
Kick Plate		–
Adjustable Foot		1

• Standard feature

*Tested in accordance with AS/NZS IEC 62552-3 Standard

*1. WARRANTY:

Mitsubishi Electric Inverter Refrigerators are backed by a comprehensive 5 year parts and labour warranty and a 10 year parts warranty on the Inverter compressor.

Our goods come with guarantees that cannot be excluded under the Australian Consumer Law. You are entitled to a replacement or refund for a major failure and compensation for any other reasonably foreseeable loss or damage. You are also entitled to have the goods repaired or replaced if the goods fail to be of acceptable quality and the failure does not amount to a major failure.



ME Fridge Finder

Want to see how these fridges will look in your kitchen?







Mitsubishi Electric Inverter refrigerators are backed by a comprehensive 5 year parts and labour warranty and a 10 year parts warranty on the Inverter compressor. See website for full Terms and Conditions.



Download the **ME Fridge Finder App** from the App Store to see how a Mitsubishi Electric fridge will look in your kitchen.

All care is taken in the preparation of information to ensure it is accurate and current. Specifications and information are subject to change without notice. Colours depicted in this material may vary slightly from the actual product. Images presented are not to scale and are for illustrational purposes only. Suitable access for warranty and service is required.

© Mitsubishi Electric 2026

