



# Jet Towel

The World's First High-speed  
Jet Hand Dryer





# Changes for the Better

Mitsubishi Electric has been an integral part of Australian households for more than 45 years, providing high-quality, innovative products.

We pride ourselves on understanding Australian households and delivering products tailored to meet their needs.

MITSUBISHI ELECTRIC  
**#worksforME**

## Contents

Over 90 Years of Excellence	4
Jet Towel Slim	6
Jet Towel Smart	8
Specifications	10
Our Customers	11



# Pioneering Hand Dryer Technology

In 1992, new advances in compact DC brushless motor technology were developed at the Nakatsugawa Works, a Mitsubishi Electric factory located in Central Japan.

While thinking of applications for the new motor, engineers came up with the novel idea of using high-powered jets of air to rapidly blow water off of the hands instead of relying on evaporation like conventional electric dryers.

As a result, the Jet Towel was officially released in 1993 and hand drying has not been the same ever since.



1993  
JT-16A



1993  
JT-16B



1995  
JT-16C



1997  
JT-16C3



1999  
JT-116C4/C4K



2001  
JT-SB116D



2006  
JT-SB216ESH



2011  
JT-SB216JSH



2012  
JT-MC206GS



2016  
JT-SB216JSH2



2016  
JT-S2AP



# Over 100 Years of Excellence

From pushing the limits of precision in microelectronics to producing cutting-edge satellites, Mitsubishi Electric has built a reputation as an innovator of key technologies and for use in outer space achieved amazing technological feats in a wide range of fields.

With nearly a century's worth of experience coupled with a philosophy of uncompromising quality, Mitsubishi Electric is the company to count on.

**1921**

Mitsubishi Electric is branched off from Mitsubishi Corporation as a separate identity

**1953**

Launched first commercial television

**1964**

Produced Radar Equipment for Mt. Fuji weather station

**2007**

Completed 173m tall elevator testing tower (world's tallest at the time)

**2008**

Launched SUPERBIRD-C2, Japan's first domestically produced commercial satellite

**2011**

Debut of "Hayabusa" Series E5, holder of the Japanese speed record for a train


**2014**

Unveiled world's largest full ultra-HD video display\* in Times Square, NYC






**1928** E52, the first large-scale electric locomotive produced in Japan




**1935** Commencement of elevator and escalator production



**1980** Debut of Diamond Vision Display at Dodger Stadium, USA



**1990** Launched world's first commercial car navigation system incorporating GPS



**2000** Introduced MISTY® technology as encryption standard for 3rd-generation mobile phones



\*as of Nov. 18, 2014 (based on total area)



MADE IN JAPAN

# Jet Towel Slim



JT-SB216JSH2-W-NE  
White



JT-SB216JSH2-S-NE  
Silver-Dark Grey



JT-SB216JSH2-H-NE  
Dark Grey


## Best Suited for:

Offices / Restaurants / Department Stores  
Airports / Hotels / Amusement Parks

Mitsubishi Electric's Jet Towel Hand Dryer proven technology is the 21st century smart choice for energy and hygiene conscious commercial environment designers and installers.

## Ultra Quiet Operation

- The patented wave nozzle has been further improved. Developed from fluid control technology, sound causing turbulence has been further decreased, achieving a large 2dB reduction in noise.



## Economical

- The Jet Towel does not create any paper waste, eliminating the trouble of waste disposal.
- The cost of constantly replacing paper towels each day can be staggering.





## Comfortable to Use

- The space to insert hands is a wide 7.7cm at the narrowest point and 20.8cm deep. The large drying area makes it easier to dry hands, limiting the risk to touch the unit.
- Alternate child sensors are placed inside of the drying area to detect small hands entering from the sides.
- Large 6.8L Drying area.



## Long-Lasting Reliability

- This high-precision Brushless DC motor is completely developed and manufactured by Mitsubishi Electric. In-house testing results show a motor life of over seven years of use (400 uses per day).
- Reinforced protective panels designed for the front and back make the new Jet Towel Slim more robust and impact resistant.



## Hygienic

- NSF International, an independent third party public safety health and standards organisation, has certified Jet Towels to be compliant in it's rigorous requirements (NSF/ANSI 169).
- The Plastics used in Jet Towels curb the growth of bacteria on the surface. The secret is the metal ions added into the resin, which work to inhibit the functions of bacteria and reproductive growth.



## Simplified Maintenance

- 0.8L drain tank keeping floors dry by catching the water blown from the hands. The easily removable drain tank stores up to approximately 800 uses.
- Maintenance is a breeze with the easy access of the washable air filter and drain duct.



MADE IN JAPAN

# Jet Towel Smart



JT-S2AP-S-NE  
Silver-Dark Grey



JT-S2AP-W-NE  
White

## Best Suited for:

Cafés & Bars / Schools / Fast Food Restaurants  
Retail Shops / Sport Facilities / Shopping Malls

The latest evolution of the original dual-jet hand dryers with smart drying achieving amazing drying performance and the lowest power consumption in Jet Towel history.

## Comfortable to Use

- With 13.2cm between the air nozzles and the wall, there is more than enough space from large hands to dry comfortably.
- A 0.1sec Quick Response with optimised hand sensors that quickly react to users' input for a more positive user experience.
- The wide 15cm nozzle spreads airflow across a large area, enabling both hands to be covered at the same time.



## Eliminate Paper Waste

- The Jet Towel does not create any paper waste, eliminating the trouble of waste disposal.
- The cost of constantly replacing paper towels each day can be staggering.
- Paper Towels need to be constantly refilled and paper garbage removed throughout the day.







## Tough Exterior

- The protective steel outer shell and ABS body are designed to take quite a beating. They have been tested to withstand 15J, which is more than two times the energy of an average impact\*.
- The IPX-3 rating for water resistance means that it is also protected against water infiltration from spraying water.

\*Mitsubishi Electric estimates



## Easy Air Filter Maintenance

- The air filter is important as it prevents excess dust and dirt from accumulating inside of the unit.
- The filter is placed conveniently right up against the side of the intake grill, allowing for quick cleaning without any disassembly required.



## Clean and Hygienic

- NSF International, an independent third party public safety health and standards organisation, has certified Jet Towels to be compliant in it's rigorous requirements (NSF/ANSI 169).
- The top of the Jet Towel Smart is tilted at a 12 degree angle to prevent users from leaving unwanted trash and other objects on the unit.



## High Level of Safety

- The air intake is located separately from the output nozzles to reduce the risk of water intake.
- High-voltage circuit boards are completely covered by a protective metal enclosure. In the highly unlikely event of a fire occurring, flames are sealed in and cannot spread outside of the barrier.

# Specifications



Jet Towel Slim											
Indoor Unit			JT-SB216JSH2								
Colour			White		Dark-Grey			Silver Dark Grey			
Power Supply [V, Hz]			220-240V, 50-60Hz								
Mode			High		High	Standard		Standard			
Heater			ON		OFF	ON		OFF			
Drying Time*1		Sec	9-11		11-13	11-13		13-15			
Power Consumption		W	1240		720	1070		550			
Noise*2		dBA	59		59			59			
Motor Type			Brushless DC			Brushless DC			Brushless DC		
Hygienic Features			Antibacterial surfaces	NSF certification	Alcohol-cleanable	Antibacterial surfaces	NSF certification	Alcohol-cleanable	Antibacterial surfaces	NSF certification	Alcohol-cleanable
External Dimensions	Width	mm	300			300			300		
	Depth	mm	219			219			219		
	Height	mm	670			670			670		
Weight		kg	11			11			11		
Drain Tank		L	0.8			0.8			0.8		

**Notes:**  
 \*1 Time needed to reduce remaining water to 50mg or less per hand (in-house study).  
 \*2 Measurements made in anechoic chamber at a distance of 2m.



Jet Towel Smart									
Indoor Unit			JT-S2AP (Metal cover)						
Colour			White				Silver Dark Grey		
Power Supply [V, Hz]			220-240V, 50-60Hz						
Mode			High				Standard		
Heater			ON				OFF		
Drying Time*1		Sec	9-12				15-17		
Power Consumption		W	880-980				410-490		
Noise*2		dBA	60-62				58-59		
Motor Type			Commutator motor				Commutator motor		
Hygienic Features			Antibacterial surfaces	NSF certification	Alcohol-cleanable	Antibacterial surfaces	NSF certification	Alcohol-cleanable	
External Dimensions	Width	mm	250				250		
	Depth	mm	160				160		
	Height	mm	290				290		
Weight		kg	4.5				4.5		

**Notes:**  
 \*1 Time needed to reduce remaining water to 50mg or less per hand (in-house study).  
 \*2 Measurements made in anechoic chamber at a distance of 2m.

**Customized Colour Options Available**  
 The Jet Towel Smart is available in customised colours for large orders. Your logo can also be added to give each unit a signature look. It's a great way to boost awareness and promote your business.





# Our Customers

Mitsubishi Electric Jet Towels can be found all over the world from large retail businesses to hospitals and even museums.



Shanghai World Financial Center, China



Aizawa Hospital, Japan



Edith Cowan University, Australia



Costco Wholesale Corporation, USA



Sheffield University, UK



Hyatt Regency Paris, France



California Academy of Sciences, USA



Carrefour, France



Changi Airport (Terminal 1), Singapore

See website for full  
Terms and Conditions

JET2023\_NOV3

Products in this brochure contain refrigerant R32. Please refer to the specifications before installation and servicing of these products. The purchaser must ensure that the person and/or companies are suitably licensed and experienced are permitted to install, service and repair the air conditioners. Suitable access for warranty and service is required. Specifications, designs and other content appearing in this brochure is current at the time of printing, and is subject to change without notice. Images are representational for illustration purposes. Printed: November 2023.

For more information contact  
**[www.mitsubishielectric.com.au](http://www.mitsubishielectric.com.au)**  
**Call 1300 722 228**

Distributed and guaranteed throughout Australia by  
**MITSUBISHI ELECTRIC AUSTRALIA PTY. LTD.**  
(Incorporated in New South Wales) A.B.N. 58 001 215 792