

# SCARA Industrial Robot

RH-FR Series

PRODUCT FLYER



**MELFA** **FR**  
SERIES

Armed for productivity! Mitsubishi Electric MELFA industrial robot for cell manufacturing with high speed and high precision performance, combining intelligent technology and MELFA Smart Plus. Easy connectivity with Mitsubishi Electric PLCs and FA equipment for a wide range of applications, including assembly of small parts, heavy load handling and packaging. Perfect for variable product and production.



### Compact Body

With a wealth of operating areas and variations, it is the perfect fit for a variety of applications. Slim arm design is ideal for compact cell construction, from transportation of small components that demands high speed operation through to assembly work where excellent precision is required.



### Enhanced Wrist Axis

Highly rigid arms and cutting-edge servo controls. Enhancements to the wrist axis so the robot has ample scope for handling multi-function grippers and offset grippers. Ideal for assembly and palletising work.








### Ceiling Mounting

Space-saving suspended installation, suitable for a wide range of applications. From precision assembly of electrical, electronic and other small components through to inspections, high-speed transportation and packaging.

## Features

- » Seamless connection and integration
- » Intelligence
- » Safety features
- » Compatible with vision systems
- » High-speed operation
- » Continuous operability
- » Compact and powerful
- » High reliability
- » Designed for flexible automation

# SPECIFICATIONS

					
Type	<b>RH-3FRH</b> (35/45/55)	<b>RH-6FRH</b> (35/45/55)	<b>RH-12FRH</b> (55/70/85)	<b>RH-20FRH</b> (85/100)	<b>RH-3FRHR</b>
Maximum load capacity	3kg	6kg	12kg	20kg	3kg
Maximum reach radius options	350mm	350mm			350mm
	450mm	450mm			
	550mm	550mm	550mm		
			700mm		
			850mm	850mm	
Z stroke				1000mm	
	150mm <sup>1</sup>				150mm <sup>2</sup>
		200mm			
		340mm			
			350mm	350mm	
			450mm	450mm	

**Notes:**

\*1 Clean specification: 120mm.

\*2 Clean and waterproof specification: 120mm.

## Catalogue

[https://bit.ly/SCARA\\_Vertical\\_Robots](https://bit.ly/SCARA_Vertical_Robots)

## e-Learning

<https://www.mitsubishielectric.com/fa/assist/e-learning/eng.html>

For further information contact



**Email: [iasw@meaust.meap.com](mailto:iasw@meaust.meap.com)**  
**Website: [MitsubishiElectric.com.au](https://www.mitsubishielectric.com.au)**