

MA Touch Remote Controller

PAR-CT01MAA-S/SB/PB
PRODUCT FLYER



PAR-CT01MAA



The full colour touch controller PAR-CT01MAA enables the control of both residential and commercial air conditioning applications. It has a customisable 3.5 inch colour LCD touch panel that makes it easy to use. Available in white or premium black finishes, suitable for any décor.



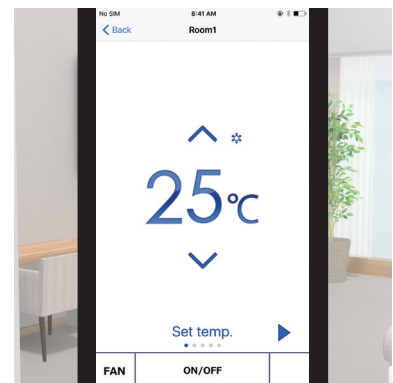
User-friendly Interface

Big visible-sized icons on the full colour 3.5 inch touch panel display. Operation panels are easier to see and simple to use. Logo images can also be displayed on the initial screen for a more customised and user-friendly experience.



Customised Flexibility

180 colour patterns can be selected for control parameters or background on the display. Users can also customise the panel to display the selected parameters only, for e.g. Hotels can choose to only display the basic settings of ON/OFF, set temp., fan speed etc.



Bluetooth® Low Energy Technology

Remote controller can communicate with smartphone or tablet device via Bluetooth Low Energy (BLE). Operation and Setting App are available on the App Store. (The Bluetooth® word mark is trademark of Bluetooth SIG, Inc. USA. Contact the sales company for more information on "Bluetooth" function.)

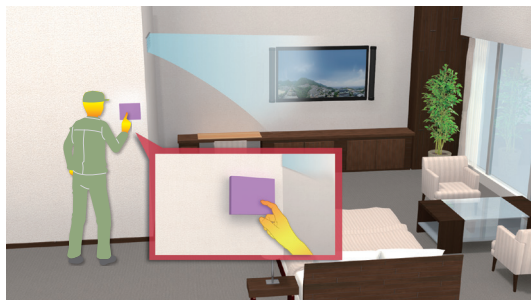
Features

- » Full Colour LCD Touch Display
- » 3.5 inch LCD Touch Display
- » Customisable Display
- » 180 Colour Patterns Available
- » Hotel Setting Available
- » Logo Image Customisation
- » Available in White or Premium Black
- » Bluetooth® Low Energy Technology
- » Convenient Installation
- » Smartphone Connectivity
- » Multilingual Support

Convenient BLE transmission functions for installation contractors

Previous model

Previously, initial setup (selecting function parameters) was only available via remote controller installed in each room.



New model

The initial setup (selecting function parameters) can now be performed in advance on a smartphone, with the settings transmitted to the remote controller by enabling BLE transmission upon entry to the room.



Convenient BLE transmission functions for guests

The remote controller has been further upgraded to allow smartphone connectivity and multilingual support.

Smartphone connectivity

Users can operate the air conditioner via their smartphones, without getting out of bed.



Multilingual support

The smartphone app can be displayed in the language that the user's smartphone is set to.



PAR-CT01MAA SPECIFICATIONS

Remote Controller		PAR-CT01MAA-S	PAR-CT01MAA-SB	PAR-CT01MAA-PB
Description		Simplified Touch Screen Wired Remote Controller	Simplified Touch Screen Wired Remote Controller with Bluetooth®	Simplified Touch Screen Wired Remote Controller with Bluetooth® (Premium Finish)
Finish		White	White	Premium Black
Bluetooth® Compatible		✗	✓	✓
Connects to		Indoor Unit	Indoor Unit	Indoor Unit
Dimensions (mm) W x D x H		68 x 14.1 x 120	68 x 14.1 x 120	68 x 14.1 x 120
Control	On/Off	✓	✓	✓
	Mode	✓	✓	✓
	Setpoint	✓	✓	✓
	Fan Speed	✓	✓	✓
	Air Direction	✓	✓	✓
	Permit/Prohibit	✓	✓	✓
	Filter Sign	✓	✓	✓
Monitor	On/Off	✓	✓	✓
	Mode	✓	✓	✓
	Setpoint	✓	✓	✓
	Fan Speed	✓	✓	✓
	Air Direction	✓	✓	✓
	Permit/Prohibit	✓	✓	✓
	Filter Sign	✓	✓	✓
	Fault Codes	✓	✓	✓
	Room Temperature	✓	✓	✓
Backlight		✓	✓	✓
Setpoint Limitation		✓	✓	✓
Independent Vane Control		✓	✓	✓
Contact Number under Fault Condition		✓	✓	✓
Scheduling		✓	✓	✓
Night Set Back		✓	✓	✓
Button lock		✓	✓	✓

SPECIFICATIONS

■ Functions

1. Operation/Display

○: Each group ×: Not Available

Item	Description	Setting	Display
ON/OFF	Switches between ON and OFF.	○	○
Operation mode switching	Switches among Cool/Dry/Fan/Auto/Heat.	○	○
Room temp. setting *3	The temperature can be set within the following range. Cool/Dry: 19°C - 35°C Heat: 4.5°C - 28°C Auto (single set point): 19°C - 28°C Auto (dual set points) [Cool] Same as the set temp. range for Cool mode. [Heat] Same as the set temp. range for Heat mode. * Set temperature range varies depending on the model.	○	○
Fan speed setting	Changes fan speed. * Available fan speeds vary depending on the model.	○	○
Air flow direction setting	Changes airflow direction. * Available airflow directions vary depending on the model.	○	○
Louvre setting	Switches between louvre ON/OFF.	○	○
Ventilation equipment control	Interlocked setting and interlocked operation setting with the City Multi Lossnay units can be made. The Stop/Low/High settings of the ventilation equipment can be controlled.	○	○
Auto descending panel *1	Raises and lowers the automatic elevating panel.	○	○
Touch panel & backlit full colour LCD	Pressing any button turns the backlight on and it will stay lit for a certain period of time depending on the screen. The colour of the backlight can be changed.	○	○
Main display mode setting	The Main display can be displayed in two different modes: "Full" and "Basic." The icon explanation setting can be enabled or disabled.	○	○
Clock *2	Date (year/month/day) and time (hour/minute) can be set. The set time as well as the day of the week will be displayed on the main display. It is also possible to set and not to display the time on the main display.	○	○
Daylight saving time	The start/end time for daylight saving time can be set. The daylight saving time function will be activated based on the setting contents.	○	○
Clock display	The clock can be displayed in 12-hour format and 24-hour format.	○	○
Room temp. display *3	The room temperature display can be enabled or disabled.	×	○
Error information	When an error occurs, an error code and the unit address appear. Air conditioning unit model, serial number and contact number can be set to appear when an error occurs. (The information above needs to be entered in advance.) * An error code may not appear depending on the error.	×	○
Filter information	A filter sign will appear when it is time to clean the filter.	×	○
Bluetooth connection, Bluetooth, screen update *4	The Bluetooth connection information can be acquired. Using an Application, a logo image as well as settings data can be sent to the remote controller.	○	○
Remote controller information	The version of the remote controller can be checked.	×	○

2. Schedule and Timer Setting

○: Each group ×: Not Available

Item	Description	Setting	Display
Timer	ON/OFF timer Turns ON and OFF daily at a set time. - Time can be set in 5-minute increments - It is also possible to set the ON time or the OFF time only. Auto-OFF timer Turns off the unit after a certain period of operation. - Operation time can be set to a value from 30 to 240 minutes in 10-minute increments.	○	○
Weekly timer	Weekly On/OFF times and set temperatures can be set. - Time can be set in 5-minute increments. Up to 8 schedule patterns can be set per day of the week. * Not valid when the ON/OFF timer is set.	○	○
Night setback	The temperature range and the start/stop times can be set.	○	○

3. Restriction Settings

○: Each group ×: Not Available

Item	Description	Setting	Display
Allows/disallows local operation	The following operation can be prohibited by making certain settings on the centralised controller: ON/OFF, operation mode setting, temperature setting and filter sign reset. *While an operation is prohibited, the operation icon lights up (only on the Main display in the "Full" mode).	×	○
Operation lock	The following operation can be prohibited respectively: "Location", "On/Off", "Mode", "Set temp.", "Menu", "Fan", "Louvre" or "Vane".	○	○
Temperature range restriction	The room temperature range for each operation mode can be restricted.	○	○
Auto return	The units operate at the preset temperature after a designated period. (Time can be set to a value from 30 to 120 in 10-minute increments.) * Note valid when the temperature setting range is restricted.	○	×
Password	Administrator password (required for schedule setting etc.) and Maintenance password (required for test run and function setting etc. can be set.	○	×

4. Miscellaneous Items

○: Each group ×: Not Available

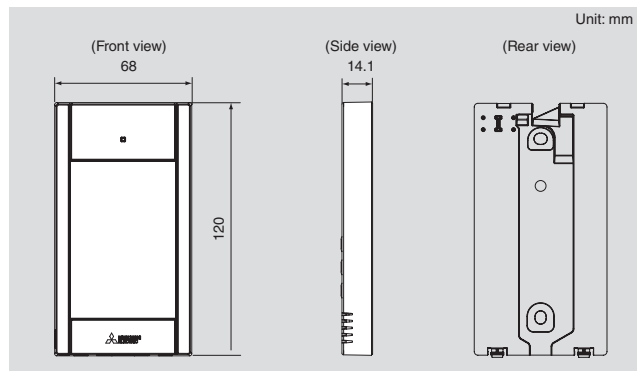
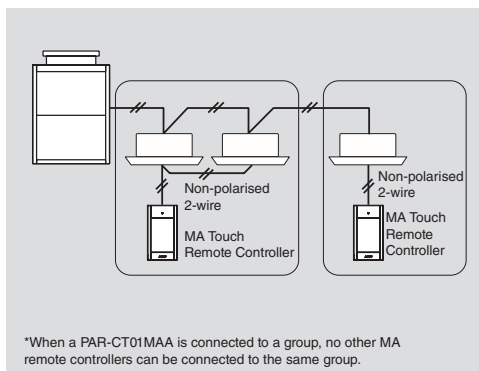
Language selection	English, French, Spanish, Italian, Portuguese, Greek, Turkish, Swedish, German, Dutch, Russian, Czech, Hungarian and Polish.	○	○
Brightness	The brightness of the LCD can be adjusted. The "Stay lit" setting can be enabled or disabled.	○	○
Manual vane angle *1	Fixes the vane position for each air outlet.	○	×
Service *1	Contains Test run, Function setting, Refrigerant volume check, Refrigerant leak check, Smooth maintenance, Request code and Error history.	○	○
3D i-See sensor	Setting for 3D i-See sensor can be made.	○	○
Design	The colour of the screen can be changed.	○	○

*1 This function is active only for the units that support the function.

*2 The clock is accurate within 50 seconds per month (at the temperature of 25°C). The clock is backed up for 7 days.

*3 Temperature will be displayed either in Centigrade in 0.5- or 1-degree increments, or in Fahrenheit, depending on the indoor unit model and the display mode setting on the remote controller.

*4 Only available on SB and PB models.



MitsubishiElectric.com.au