

*Changes for the Better*

MULTIMEDIA DATA/VIDEO PROJECTORS



— XD435U —  
**USB viewer**  
*for slide show presentations*

*Filter free design*



**XD420U/XD435U**  
MOBILE XGA PROJECTORS

A snap to show, easier to stow  
Our quick-draw projectors.

*Instant Shutdown*

*XD420U  
2100 Lumens*

*XD435U  
2500 Lumens*





## Specifications

Model	XD420U	XD435U
Display technology	0.55"1-Chip DMD, 12deg. DDR, DDP2000	
Resolution	1024×768(total 786,432 pixels), 550 Video lines	
Brightness (Max)	2100lm	2500lm
Contrast	2000 : 1(on/off)	
Picture Size	40"~300"(100"=3.2m)	
Source lamp**	184W (Shut Off Time 4000Hrs) with Low Mode 230W (Shut Off Time 2000Hrs)	
Computer compatibility	640×480 ~1280×1024 True: 1024×768, Sync on green available	
Video compatibility	NTSC/NTSC4.43/PAL(including PAL-M, N)/SECAM/PAL-60, Component Video: 480i/p(525i/p), 576i/p(625i/p), 720p(750p), 1080i(1125i 60Hz), 1080i(1125i 50Hz)	
PC input terminals	mini D-sub 15pin × 2	mini D-sub 15pin × 2, USB memory slot
Video input terminals	Video: RCA × 1 + S-video × 1, Audio: stereo mini jack(ø3.5) × 1	
Output terminals	RGB: mini D-sub 15pin × 1, DC Out: 5V 1.5A(MAX) Audio: stereo mini jack(ø3.5) × 1	
Communication terminals	RS-232C(D-sub 9pin) × 1	RS-232C(D-sub 9pin) × 1 USB terminal for Page up/down
Audio speaker	2W mono	
Dimension (W×H×D)	261 × 87 × 265mm(excluding height adjustment)	
Weight	2.6kg/5.7lbs	
Power supply	AC100 - 240V, 50/60Hz	
Optional lamp	VLT-XD420LP	VLT-XD435LP

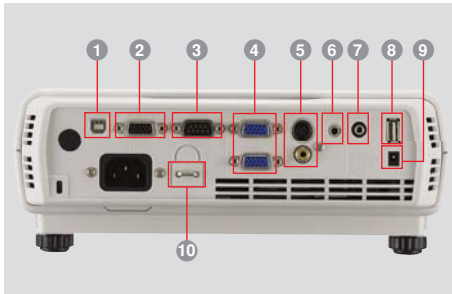
\*All brand names and product names are trademarks, registered trademarks or trade names of their respective holders.  
\*\*Approximate figure representing average operational life cycle



# XD420U/XD435U

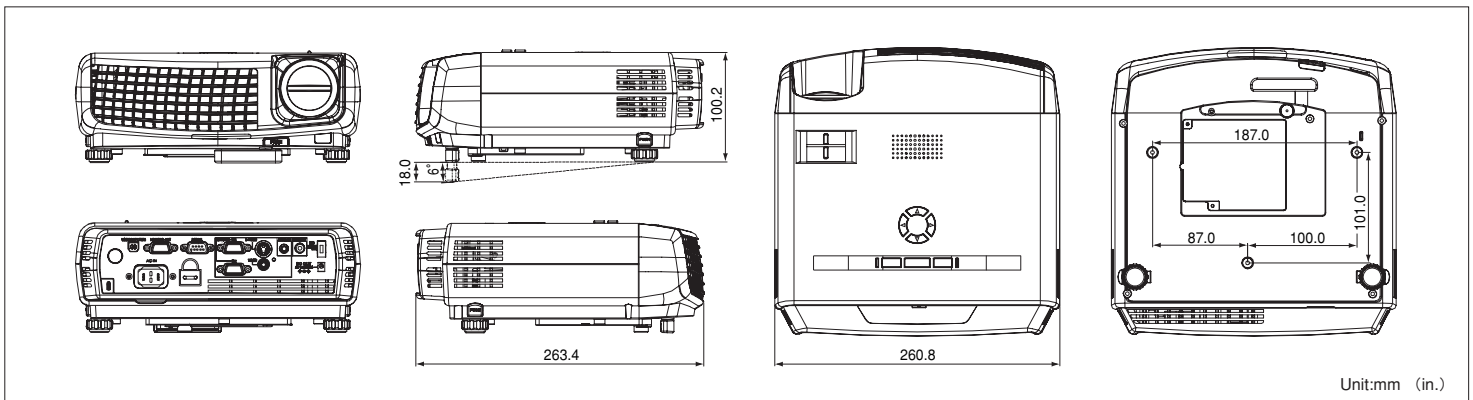
## MOBILE XGA PROJECTORS

### Input and Output Terminals



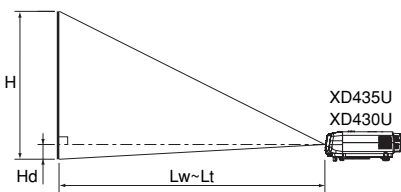
- 1 USB terminal [XD435U only]
- 2 PC / Component Video output
- 3 Serial RS-232C
- 4 PC / Component Video input (mini D-sub 15pin)
- 5 S-Video / RCA
- 6 Audio input
- 7 Audio output
- 8 USB memory slot [XD435U only]
- 9 DC Out
- 10 Security Hook

### Dimensions



### Screen size and Projection distance

As seen from the side



#### Screen size chart

Diagonal size	Screen (4:3 aspect ratio)				Distance from screen (L)				Screen (16:9 aspect ratio)				Distance from screen (L)				Height projected image (Hd)						
	Width (W)	Height (H)	Maximum Zoom	Minimum Zoom	inch	m	inch	m	inch	cm	inch	cm	inch	m	inch	m	inch	cm					
40	102	32	81	24	61	50	1.3	60	1.5	3.5	8.8	40	102	34.9	89	19.6	50	55	1.4	66	1.7	6.7	17.1
60	152	48	122	36	91	76	1.9	91	2.3	5.2	13.3	60	152	52.3	133	29.4	75	82	2.1	99	2.5	10.1	25.7
80	203	64	163	48	122	101	2.6	121	3.1	7.0	17.7	80	203	69.7	177	39.2	100	110	2.8	132	3.3	13.5	34.3
100	254	80	203	60	152	126	3.2	151	3.8	8.7	22.1	100	254	87.2	221	49.0	125	137	3.5	165	4.2	16.9	42.9
150	381	120	305	90	229	189	4.8	227	5.8	13.1	33.2	150	381	130.7	332	73.5	187	206	5.2	247	6.3	25.3	64.3
200	508	160	406	120	305	252	6.4	302	7.7	17.4	44.2	200	508	174.3	443	98.1	249	275	7.0	329	8.4	33.7	85.7
250	635	200	508	150	381	315	8.0	378	9.6	21.8	55.3	250	635	217.9	553	122.6	311	343	8.7	412	10.5	42.2	107.1
300	762	240	610	180	457	378	9.6	-	-	26.1	66.3	300	762	261.5	664	147.1	374	412	10.5	-	-	50.6	128.6

The above numbers are approximate, and may be slightly different from the actual measurements.

## MITSUBISHI ELECTRIC AUSTRALIA

348 Victoria Rd Rydalmere, NSW 2116 Phone: (02) 9684 7777 Fax: (02) 9684 7208

To find out more about XD435U/XD430U and our projectors, visit us at

[www.MitsubishiElectric.com.au](http://www.MitsubishiElectric.com.au)