



User-friendly, Viewer-friendly...  
Teaching Doesn't Get Any Easier

The perfect projector for educational environments

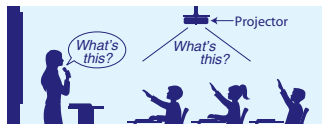
Mobile XGA **XD221U**



## Great Features, Enhanced Functionality

### Excellent Sound Projection 10W Speaker + Audio Mix

A high-volume 10W speaker is built-in, eliminating the need for an external speaker. Using the "Audio Mix" feature and a wireless microphone, the presenter's voice is reproduced loud and clear in real time.




### Network Functionality Built-in RJ-45 Port

Connected to a dedicated LAN, the status of multiple projectors in the same building can be viewed. Remote operation of power switching (ON/OFF), image input switching and other functions are possible via the Web.



### Vastly Improved Operability Quick Menu

For improved operation ease, the tool bar has seven main menus and one custom menu. Switching to the sub-menu allows the selection of more specific operations.



## Professional Specifications and High Cost Performance

### Instant Shutdown Fast Pack-up Time for Presentations on the Move

Once the projector has been put in standby mode, the power cord can be disconnected straight away, without having to wait for the lamp to cool down. A handy feature, especially when you've got a tight schedule.

### Top-loading Lamp Simple Lamp Replacement

The projection lamp is installed in the upper section of the main body. Regardless of whether the projector is sitting on a shelf or suspended from the ceiling, lamp replacement is simple and easy, with no need to move the whole projector.



### Low Operating Cost Low-power Standby Mode (under 1W), 4,000hr Long-life Lamp, Filter-free

Low operating costs have been made possible by considering energy savings for every function. Maintenance has been reduced as well.

## Other Convenient Functions

- **Silent 26dBA Operation** (in low mode)  
When giving a presentation you don't want anything distracting from it. Thanks to its low operating noise, you can rely on the XD221U to help keep your audience focused.
- **Dual PC Input Terminal**  
Two computers can be connected at the same time.
- **New BrilliantColor™ Adopted**  
Mitsubishi Electric's original built-in colour wheel is incorporated for enhanced colour reproduction. Clear, vivid images are reproduced from computer and video signals.




# XD221U

## MOBILE XGA PROJECTOR

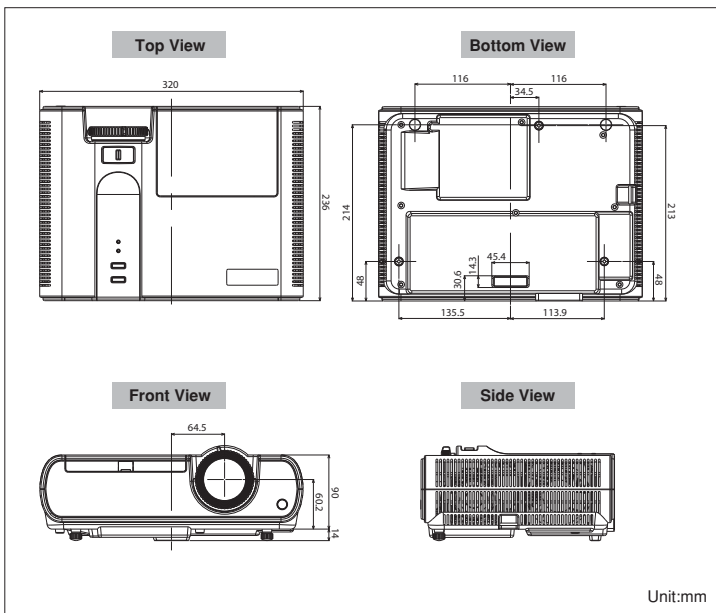
Brilliant Color™	Colour Enhancer	Gamma Mode	Cinema Mode
10W Speaker	Dual VGA Inputs	Audio Mix	Freeze Function
Auto Distinguish Source	Quick Menu	Low Standby Power	Top Loading Lamp
Closed Caption	LAN (RJ-45)	Digital Keystone	Lamp Mode
Automatic Power on	Automatic Power off	Instant Shutdown	Ceiling Mounted

### Input and Output Terminals



- 1 Audio output
- 2 Audio input
- 3 S-Video/Video
- 4 Monitor output
- 5 PC/Component Video input
- 6 Serial RS-232C
- 7 LAN (RJ-45)

### Dimensions

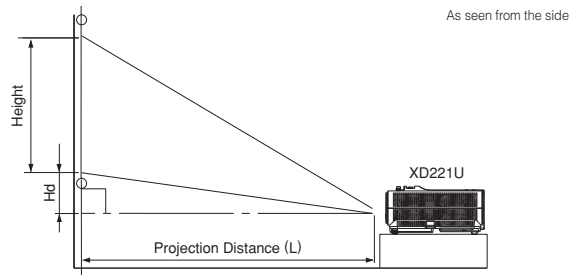


### Specifications

Model	XD221U
Display Technology	0.55" 1-Chip DMD
Resolution	1024 x 768 (Total 786,432 pixels)
Brightness (Maximum)	2300 lumens
Contrast Ratio	2000 : 1
Picture Size	40" - 300"
Throw Ratio	1.8 - 2.1
Source Lamp*	160W (Shut-off Time 4000hr) with Low Mode, 180W (Shut-off Time 3000hr) with Standard Mode
PC Compatibility	640 x 480 - 1280 x 1024, True : 1024 x 768, Sync on Green available
Video Compatibility	NTSC / NTSC 4.43 / PAL (including PAL-M, N) / SECAM / PAL-60 Component Video ; 480i/p (525i/p), 576i/p (625i/p), 720p (750p), 1080i (1125i 60Hz), 1080i (1125i 50Hz)
Input Terminals	RGB ; mini D-sub 15pin x 2 RCA x 1 + S-VIDEO x 1 Audio ; Stereo mini jack (ø3.5mm) x 2
Output Terminals	RGB ; mini D-sub 15pin x 1 Audio ; Stereo mini jack (ø3.5mm) x 1
Communication Terminal	RS-232C; mini DIN 8pin x 1, LAN (RJ-45) x 1
Audio Speaker	10W Mono
Dimensions (W x H x D)	320 x 104 x 236 mm
Weight	3.2kg
Power Requirements	AC 100-240V, 50/60Hz
Optional Lamp	VLT-XD221LP

\* Compliance with ISO21118-2005  
 • All brand names and product names are trademarks, registered trademarks or trade names of their respective holders.  
 \* Approximate figure representing average operational life cycle.

### Screen size and Projection distance



Screen size chart (4:3 aspect ratio)

Diagonal Size	Screen				Distance from screen (L)				Height projected image (Hd)		
	inch	cm	inch	cm	inch	m	inch	m	inch	cm	
40	102	32	81	24	61	55	1.4	68	1.7	3.6	9
60	152	48	122	36	91	84	2.1	103	2.6	5.4	14
80	203	64	163	48	122	112	2.8	137	3.5	7.2	18
100	254	80	203	60	152	141	3.6	172	4.4	9.0	23
150	381	120	305	90	229	212	5.4	259	6.6	13.4	34
200	508	160	406	120	305	283	7.2	345	8.8	17.9	45
250	635	200	508	150	381	354	9.0	432	11.0	22.4	57
300	762	240	610	180	457	425	10.8	-	-	26.9	68

The above numbers are approximate, and may be slightly different from the actual measurements.

Screen size chart (16:9 aspect ratio)

Diagonal Size	Screen				Distance from screen (L)				Height projected image (Hd)		
	inch	cm	inch	cm	inch	m	inch	m	inch	cm	
40	102	35	89	20	50	60	1.5	74	1.9	7.2	18
60	152	52	133	29	75	91	2.3	112	2.8	10.8	27
80	203	70	177	39	100	122	3.1	149	3.8	14.3	36
100	254	87	221	49	125	153	3.9	187	4.8	17.9	46
150	381	131	332	74	187	231	5.9	282	7.2	26.9	68
200	508	174	443	98	249	308	7.8	376	9.6	35.9	91
250	635	218	553	123	311	386	9.8	471	12.0	44.8	114
300	762	261	664	147	374	463	11.8	-	-	53.8	137

The above numbers are approximate, and may be slightly different from the actual measurements.

## MITSUBISHI ELECTRIC AUSTRALIA

348 Victoria Rd Rydalmere, NSW 2116 Phone: (02) 9684 7777 Fax: (02) 9684 7208

To find out more about XD221U and our projectors, visit us at

[www.MitsubishiElectric.com.au](http://www.MitsubishiElectric.com.au)