



42" LCD Display  
**LDT421V**




## 1 High quality screen for various corporate applications

The native resolution of 1366X768 (WXGA), high contrast ratio of 1500:1 and 500cd/m<sup>2</sup> high brightness ensures clear and crisp picture quality.



portrait viewing



multi screen

## 2 Scheduling Function ideal for signage display.

The Scheduling Function will automatically switch your display ON and OFF, just by entering the ON/OFF times per input signals. It can also preset up to 7 programs.





## 3 Screen Saver useful for long term operation

To expand the lifetime of the LCD panel, the LDT421V includes 4 Screen Saver Functions. These settings include gamma selection, cooling-fan operation, brightness level, and Motion Function.



## Connectivity



### 1 AUDIO IN 1, 2, 3

To input audio signal from external equipment such as a computer, VCR or DVD player.

### 2 AUDIO OUT

To output the audio signal from the AUDIO IN 1, 2 and 3 jack.

### 3 EXTERNAL CONTROL (mini D-Sub 9 pin)

Connect the IN connector with the RS-232C OUT connector of the computer or a multi-connected LDT421V monitor. Connect the OUT connector with the RS-232C IN connector of LDT421V monitor.

### 4 VIDEO IN/OUT

VIDEO IN connector (BNC and RCA): To input a composite video signal. BNC and RCA are not available at the same time. (Use only one input).

VIDEO OUT connector (BNC): To output the composite video signal from VIDEO IN connector. S-VIDEO IN connector (MINI DIN 4 pin): To input the S-video (Y/C separate signal).

5 EXTERNAL SPEAKER TERMINAL To output the audio signal for external speakers from AUDIO 1, 2 or 3 jack.

### 6 AC IN connector

Connects with the supplied power cord.

### 7 RGB 1 IN (HDMI)

To input digital RGB signals from a computer. AUDIO is supported via HDMI. \* This connector does not support analog input.

### 8 RGB 2 IN (mini D-Sub 15 pin)

To input an analog RGB signals from a computer or other RGB equipment.

### 9 RGB 3 IN [R, G, B, H, V] (BNC)

To input the analog RGB signals from a computer or other RGB equipment.

### 10 RGB OUT (mini D-Sub 15 pin)

To output the signal from RGB 2 IN or 3 IN.

### 11 DVD/HD IN [Y, Pb/Cb, Pr/Cr] (BNC)

Connecting equipment such as a DVD player, HDTV device, or Laser disc player.

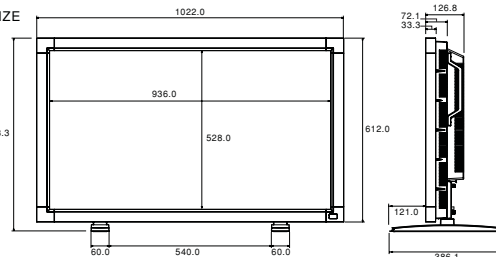
## Optional Speakers

Weight: 1.2kg x 2  
Audio Output: 7W+7W (8Ω)



SP-421V

### SIZE



## Specifications

		LDT421V	
Item		Analog input	Digital input
LCD module	Pixel pitch	TFT active matrix, 42" (1067mm) diagonal	
	Resolution	0.681mm (H) x 0.681mm (V)	
	Colour	1366 x 768 dots (WXGA)	
	Brightness (typ.)	16.7 Million	
	Contrast ratio (typ.)	500 cd/m <sup>2</sup>	
	Viewing angle (typ.)	1500:1	
	Response time (typ.)	Up 89° / Down 89° / Left 89° / Right 89° (CR=∞)	
Frequency	Horizontal	15.625/15.743, 31.5 - 91.1kHz (Analog/Digital)	
	Vertical	50.0/58.0 - 85.0Hz (Analog/Digital)	
Pixel clock		13.5 - 165.0MHz	25.0 - 165.0MHz
Viewable size		930mm x 523mm / 36.6" x 20.6"	
Power management		Yes / VESA DPM	
Plug and play		Yes / VESA DDC2B, DDC / CI	
Auto adjustment		Yes (Contrast / Position / Phase / Clock)	
OSD user function		Brightness, Contrast, Black level, Zoom, PIP, Screen saver, Side border colour, Gamma selection, Black level expansion, Heat status, Power ON delay, Schedule, Tiling, etc.	
Speaker/Audio output		External speaker jack 7W+7W 8 ohm	
Input/Output signal	PC input/output	External speaker jack 7W+7W 8 ohm	
	Analog video input/output level	Analog RGB: 0.7Vp-p Input impedance 75 ohm	TMDS (with HDCP)
	Sync. input/output level	Separate: TTL level (Posi/Nega) 2.2k ohm terminated/Sync on Green	-
	Input connectors	BNC (R, G, B, H, V) Mini D-SUB 15pin	HDMI with digital audio support
	Output connector	Mini D-SUB 15pin	-
	Video input	Composite 1.0Vp-p input impedance 75 ohm BNC and RCA input (Exclusive)	
	Input impedance 75 ohm	Y / C Y: 1.0Vp-p C: 0.3Vp-p input impedance 75 ohm S-Terminal-input	
	Video output	Component 1.0/0.7Vp-p input impedance 75 ohm BNC input (HDTV: 50/60Hz)	
	Audio input	Composite 1.0Vp-p Input impedance 75 ohm BNC Output	
	Audio line output	RCA pin jack L/R x 2, Stereo mini jack x 1	
Control input/output	RCA pin jack L/R x 1		
Power supply	Mini D-SUB 9pin x 1 (input)/Mini D-SUB 9pin (output) (RS-232C)		
Current rating	Universal (AC100 - 240V)		
Operational environment	Temperature	2.3A @ 100 - 120V, 1.05A @ 220 - 240V	
	Humidity	5 to 40C / 41 to 104F (Landscape Mode), 5 to 35C / 41 to 95F (Portrait Mode)	
Storage environment	Temperature	20 - 80% (without condensation)	
	Humidity	-20 to 60C / -4 to 140F *For longer life usage of LCD monitor, operation 25C / 77F at ambient temperature is recommended.	
Dimension	Net with stand	10 - 90% (without condensation), 90-3.5 x (Temp -40C) regarding over 40C / 104F	
	Net without stand	1022mm (W) x 643.3mm (H) x 386.1mm (D) / 40.24" (W) x 25.33" (H) x 15.2" (D)	
	Gross	1022mm (W) x 612.0mm (H) x 126.8mm (D) / 40.24" (W) x 24.09" (H) x 4.99" (D)	
Weight	Net	1180mm (W) x 758.0mm (H) x 290.0mm (D) / 46.46" (W) x 29.84" (H) x 11.42" (D)	
	Gross	Approx. 27.4kg / 60.3 lbs (with stand) Approx. 26.0kg / 57.2 lbs (without stand)	
Wall mounting interface	33.5kg / 73.7 lbs		
Complied regulatory and guidelines	12 Holes (100mm / 3.9" pitches)		
Accessories	UL60950-1 / C-UL / TUV-GS / EN60950-1 / BSMI / PSB / FCC-B / DOC-B / EN55022-B / EN55024 / EN61000-3-2 / EN61000-3-3 / C-Tick / RoHS / CE / GOST / US Mercury / CCC only for Chinese model		
	Power Cord, VGA (Mini-Dsub15p) Cable, User's Manual, Wireless Remote Controller, Battery x2, Clamper x2, Screw for Clamper x2, Screw for Main Switch Cover x2, Main switch cover, Cable Holder x2, Band x2, Screw for Stand x4, Stand x1 pair		

Please use a power cord that matches with the AC voltage of power outlet and complies with the safety standard of your particular country. ● LCD panels are manufactured using high precision technology; nevertheless there may be some missing pixels and some pixels might be always lit on. ● Displaying still pictures for long term may cause permanent image sticking. ● If you alter the original images either through compression or enlargement or something else, and show it on a display with commercial purpose or intention of showing to general public, it may infringe the copyright of the author which is protected by the copyright law. ● As a conversion adapter may be required to connect to Macintosh, check the configuration of the Macintosh connector beforehand. No conversion adapter is required for the models with Mini D-SUB 15pin VGA connector. ● Windows™ is a registered trademark of Microsoft Corporation of US in the territory of US and others. ● Macintosh is a registered trademark of APPLE INC. US in the territory of US and others. ● Other company and product names are a registered trademark or trademark of the relative company. ● HDMI, **HDMI** and High-Definition Multimedia Interface are trademarks or registered trademarks of HDMI Licensing LLC.

 **MITSUBISHI ELECTRIC AUSTRALIA**

348 Victoria Rd Rydalmere, NSW 2116 Phone: (02) 9684 7777 Fax: (02) 9684 7208

[www.MitsubishiElectric.com.au](http://www.MitsubishiElectric.com.au)