

Refrigeration




Freshness that brings food to life

Mitsubishi Electric has been an integral part of Australian kitchens for more than 30 years, providing high-quality, innovative appliances that serve as fixtures in this important space.

We pride ourselves on understanding the Australian household and delivering products tailored to meet their needs.

MITSUBISHI ELECTRIC

#worksforme



Designed
specifically for
those that care
about preserving
the quality and
freshness of all
kinds of food.

Refrigeration Range

French Door



WX Series

743 Litres

EX Series

500 Litres

574 Litres



LX Series

630 Litres

L4 Glass Series

710 Litres

650 Litres

Bottom Mount



CX Series

402 Litres

370 Litres

BF-EK Series

390 Litres

325 Litres

Top Mount



TF-EK Series

560 Litres

508 Litres

420 Litres

385 Litres

WX and EX Series

MULTI DRAWER

PREMIUM DESIGN THAT SAVES ON SPACE & ENERGY.



4.0 Star Energy Rating

The higher the energy rating, the lower the power consumption costs will be over time.

(MR-WX743C/MR-WX500C)




Premium Quality and Design

Unique LED Touch Screen panel and luxury glass door finish to complement any modern kitchen.



10 Year Compressor Warranty

Mitsubishi Electric Inverter refrigerators are backed by a comprehensive 5 year parts and labour warranty and a 10 year parts warranty on the Inverter compressor.



Smart Cube/VIP

Thanks to Vacuum Insulation Panel Technology, the WX and EX series allow for maximising food storage space while maintaining a slim, sleek profile.

WX Series

MULTI DRAWER

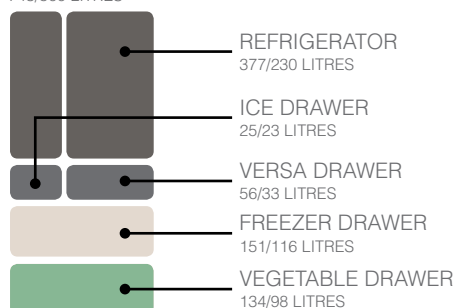


The WX Series has an increased internal capacity with slim external dimensions, thanks to its unique VIP (Vacuum Insulation Panel) and Smart Cube Technology. The luxury glass door finish completes the modern design. The MR-WX743C features a 4.0 Star Energy Rating which will assist in reducing power consumption costs over time.

Available in 743 and 500 litres catering for various kitchen sizes. The MR-WX500C is designed with a reduced height and width, to easily fit into a compact fridge cavity of 660mm width.

TOTAL CAPACITY

743/500 LITRES



Dimensions

MR-WX743C

H 1821 x W 800 x D 748mm

MR-WX500C

H 1696 x W 650 x D 709mm

MR-WX743C / MR-WX500C FEATURES

- » Multi Airflow System
- » LED Light
- » Power Save Mode
- » Temperature Sensors
- » Auto Closer
- » Smooth Case Roller
- » Anti-Bacteria & Deodoriser
- » 2 Adjustable Feet
- » Frost Free
- » Separable Shelf (MR-WX743C)
- » Two-way Flexi Glass Shelf
- » Inverter Technology
- » Wide Chilling Case
- » Quick Ice Making
- » Sliding Top Tray
- » Supercool Chilling Case
- » Neuro Fuzzy Logic
- » Egg Tray
- » Completely Washable Ice Tray Parts
- » VitaLED
- » Multi Temperature Setting
- » ECO Mode
- » Constant Humidity Case
- » Soft Freezing
- » Hot Freezing
- » ECO Guide
- » Bottle Pockets



Supercool Chilling Case

The Supercool chilling function is ideal for storing meat, fish, or other perishable food without freezing it. This provides the convenience of food ready to cook without the need to defrost it.



Vegetable Drawer

VitaLED lighting system slows down the wilting process, keeping fruit and vegetables crisper and fresher for longer. The vegetable drawer features a tray at the top which is ideal for storage and organisation of smaller items such as fruit.



Automatic Ice Maker

There is no need for a separate plumbing connection. The removable water tank can be filled with water and all the parts are completely washable.



Clean Tray

The Clean Tray was designed to keep the vegetable drawer clean with a 99% anti bacterial hybrid nano coating. This Clean Tray prevents dirt from sticking to the tray and is removable for easy cleaning.



Versa Drawer

The Versa Drawer offers the ultimate functionality in preserving food quality without losing moisture and taste. The Versa Drawer has two main modes, Supercool Freezing and Hot Freezing.



Hot Freezing*

The LED Sensor is designed to detect hot food and adjust the cold air flow directly onto the hot food. This saves time while also preserving the quality and freshness of the food.



Soft Freezing*

Soft Freezing allows food to be frozen for up to three weeks in a 'soft' state. This means meat can be easily cut without thawing.



Supercool Freezing*

Ensures food is frozen evenly, minimising cell destruction, preserving its freshness, texture and locking in maximum flavour.

*Please note these modes must be manually set in order to function.

MR-WX743C

743 Litres



Dark Mahogany*

*MR-WX743C only

MR-WX500C

500 Litres



Diamond White



Argent Silver

- » Aluminium Tray
- » Door Alarm
- » Adjustable Door Pockets
- » External LED Touch Control Panel
- » Super Quiet Operation (15dBA)

- » Clean Tray (MR-WX743C)



EX Series

MULTI DRAWER

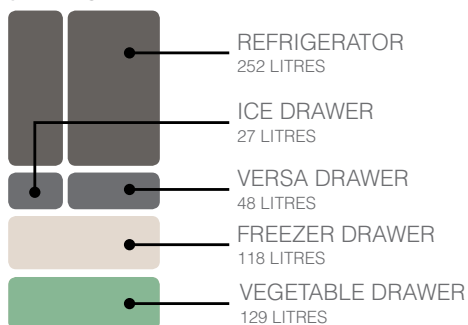


Our Multi-Drawer refrigerators feature extremely efficient Inverter technology, a unique LED Touch Control Panel and a large capacity with slim dimensions.

Super quiet at only 15 dBA and designed to keep food fresher for longer, these are the ultimate entertainer's fridge.

TOTAL CAPACITY

574 LITRES



Dimensions

MR-EX574X

H 1696 x W 685 x D 735mm

MR-EX574X FEATURES

- » Advanced Surround Multi Airflow
- » LED Compartment Light
- » Power Save Mode
- » 8 Temperature Sensors
- » Auto Closer
- » Versa Drawer
- » Supercool Freezing
- » Soft Freezing
- » Hot Freezing
- » Smooth Case Roller
- » Anti-Bacteria & Deodoriser
- » Elevating Shelf
- » 2 Adjustable Feet
- » Two-Way Flexi Shelves
- » Frost Free
- » Inverter Technology
- » Sliding Chilled Case
- » Quick Ice Making
- » Sliding Top Tray
- » Super Quiet Operation (15dBA)
- » R600a Refrigerant
- » Egg Tray
- » Completely Washable Ice Tray Parts
- » Multi Temperature Setting
- » ECO Mode
- » Constant Humidity Care
- » ECO Guide



MR-EX574X 574 Litres

Platinum
Light



Freezer Drawer

The Freezer Drawer is roomy enough to fit bulky items such as ice cream tubs, loaves of bread and frozen vegetables. The top tray is ideal for storage and organisation of flat pack items such as meat packs.



Vegetable Drawer

A large convenient drawer to help keep your fruit and vegetables organised. It features a tray at the top which is ideal for storage of smaller items such as fruit.



Automatic Ice Maker

There is no need for a separate plumbing connection. The removable water tank can be filled with water and all the parts are completely washable.



Elevating Shelf

Simply slide the lever and you can raise or lower the bottom shelf by up to 40mm. There is no need to remove any items from the shelf... What could be easier than that?

- » Bottle Pockets
- » Aluminium Tray
- » Sliding Top Tray
- » Door Alarm
- » Adjustable Door Pockets
- » External LED Touch Control Panel



LX Series

FRENCH DOOR

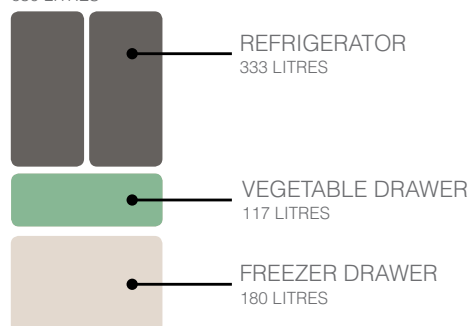


The first thing you notice about the LX Series is its striking looks with toughened glass front panels, presenting a luxurious finish. French doors open up to reveal spacious wide shelving.

Convenient features include separate vegetable and freezer drawers, an automatic ice maker that doesn't require plumbing and a Supercool chilling case for storing items at about -3°C to 0°C without freezing it.

TOTAL CAPACITY

630 LITRES



Dimensions

MR-LX630EM

H 1798 x W 900 x D 735mm

MR-LX630EM FEATURES

- » 4.0 Energy Rating
- » Inverter Technology
- » R600A Refrigerant
- » Multi Air-flow System
- » LED Light
- » Tempered Glass Shelves
- » Automatic Ice Maker
- » Water Tank
- » Vegetable Drawer
- » Egg Tray
- » Bottle Pocket
- » Adjustable Pocket
- » Wide Chilling Case (upper case)
- » Supercool Chilling Case (lower case)
- » VitaLED
- » Smooth Case Roller
- » Anti-Bacterial & Deodoriser
- » Neuro Fuzzy Technology
- » Rapid Cooling
- » Eco Mode



MR-LX630EM 630 Litres



Brilliant
Black



Argent
Silver



Glacier
White **COMING SOON**



Supercool Chilling Case

The Supercool chilling function is ideal for storing meat, fish, or other perishable food without freezing it. This provides the convenience of food ready to cook without the need to defrost it.



Vegetable Drawer

Two large bins in the drawer to store fruit and vegetables. A full-width tray at the top is ideal for storage and organisation of smaller and delicate items such as punnets of fruit.



Automatic Ice Maker

There is no need for a separate plumbing connection. The removable water tank can be filled with water and the Ice Maker is ready to go!



Endless Intuitive Features

A unique LED control panel lights up with just a touch to provide access to all the settings.

- » Power Saving Mode
- » Door Alarm
- » Glass Door
- » Large Capacity



L4 Glass Series

FRENCH DOOR



There is no need to open the door and lose cool air with the external LED Touch Panel.

The new easy to use LED Touch Panel features three smart operation modes so that the refrigerator can perform optimally, in line with the user's needs.





L4 Glass Series

FRENCH DOOR

The new L4 Glass Series is designed for larger living. The toughened glass front panels present a luxurious finish.

Now featuring a 4.0 Star Energy Rating which will assist in reducing power consumption costs over time.

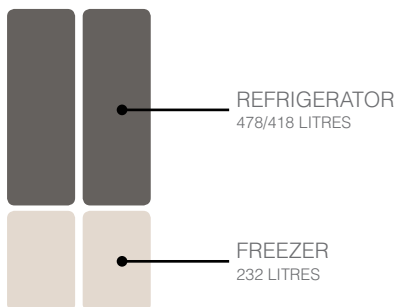
The L4 Mini Glass (650L) is designed with a reduced height, to easily fit into a French door cavity with overhead cupboards.

MR-L710EN MR-L650EN

710 Litres 650 Litres

TOTAL CAPACITY

710/650 LITRES



Dimensions

MR-L710EN

H 1818 x W 950 x D 764mm

MR-L650EN

H 1698 x W 950 x D 764mm



MR-L710EN / MR-L650EN FEATURES

- » 4.0 Star Energy Rating
- » Multi Air Flow
- » Frost Free
- » Anti-Bacteria Food Liner
- » Utility Case
- » Triple Twist Ice Trays with Ice Box
- » Quiet Operation
- » Inverter Technology
- » Revolving Ice Trays
- » VitaLED in Humidity Case
- » 2 Adjustable Feet
- » Neuro Fuzzy Logic
- » Egg Tray
- » 4 Castors
- » Child Lock
- » Capsule Door Pocket
- » Eco Mode
- » Large Bottle Pockets
- » Anti-Mould Gasket
- » Door Alarm
- » Adjustable Door Pockets
- » Rapid Cooling
- » Tempered Glass Shelves
- » External Touch Control Panel
- » R600a Refrigerant
- » Large Capacity
- » Freezing Cases (3 sizes)



Providing more usable space for items such as bulky groceries and platters.



L4 Glass Series

FRENCH DOOR



MR-L710EN

Designed for larger living



Touch Control Panel

Featuring three smart operation modes - including Eco Mode, an energy saving setting which automatically adjusts the temperature, and Rapid Cool or Freeze which cools quickly to preserve the freshness of food.



Glass Door Finish

Toughened glass front panels present a luxurious finish that are easy to keep clean.



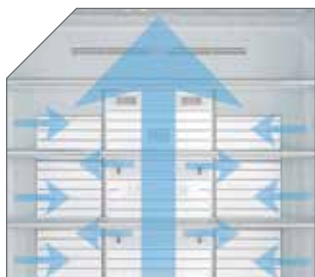
Improved Energy Star Rating

The new L4 Glass Series now features a 4.0 Star Energy Rating which will assist in reducing power consumption costs over time.



Vegetable Crisper

Designed to store fruit and vegetables. Some require more humidity than others, that is why the humidity controls will help to regulate the amount of moisture in the crisper.



Multi Airflow System

With 6 different temperature points in the fridge, this technology efficiently cools all food, even in hard-to-cool places such as filled door pockets.




Large Bottle Pockets

The smart big bottle door pocket is designed for convenient storage and retrieval of large and small bottles.



Large Capacity

The French Door design delivers a wide internal space, perfect for large platters and maximising storage capacity.



Ergonomic and User Friendly

Designed for frequent access, the refrigeration compartment that is accessed most commonly is positioned at chest height.

Bottom Mount

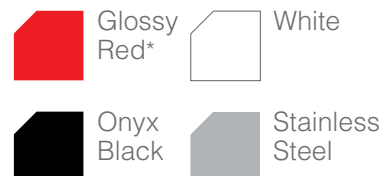
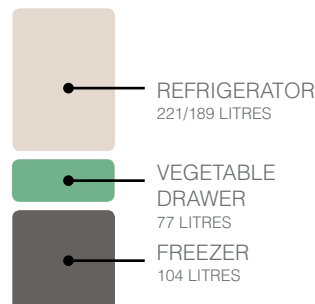
CX SERIES



MR-CX402EJ-1

MR-CX402EJ-1 402 Litres
MR-CX370EJ-1 370 Litres

TOTAL CAPACITY 402/370 LITRES



*MR-CX402EJ only



Vegetable Drawer

The drawer features higher humidity than the main refrigerator compartment and is ideal for storing and keeping fruit and vegetables crisper and fresher for longer.



Automatic Ice Maker

There is no need for a separate plumbing connection. The removable water tank can be filled with water and the Ice Maker is ready to go!



Sliding Case

The Double Sliding Cases allow for easy access and greater storage. Ideal for separately storing dairy products and chilling drinks.

MR-CX402EJ-1 / MR-CX370EJ-1 FEATURES

- » LED Light
- » Double Sliding Cases
- » Egg Shelf (1 egg rack)
- » Small Item Pocket
- » 2-Way Flexi Glass Shelf
- » Tempered Glass Shelf
- » Fruit & Vegetable Drawer
- » Door Alarm
- » Automatic Ice Maker
- » Freezer Drawer
- » Adjustable Feet
- » Deodoriser Filter
- » 3.5 Star Energy Rating
- » R600a Refrigerant
- » Inverter Technology

Dimensions

MR-CX402EJ-1

H 1820 x W 600 x D 660mm

MR-CX370EJ-1

H 1698 x W 600 x D 660mm

Bottom Mount

BF-EK SERIES

MR-BF390EK

390 Litres


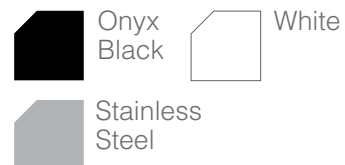
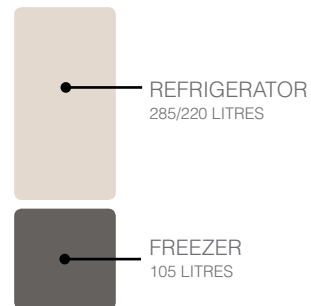
MR-BF325EK

325 Litres



MR-BF325EK

TOTAL CAPACITY 390/325 LITRES



Ergonomic Design

The refrigeration compartment that is accessed most commonly is positioned at chest height, helping to provide quick and easy access.



2-Way Flexi Glass Shelf

Make the Tempered Glass shelf deeper or push it in for more space. It is ideal for storing taller items such as a salad or dessert bowl.



Freezer Drawer

It is roomy enough to fit bulky items such as ice cream tubs, loaves of bread and frozen vegetables.

MR-BF390EK / MR-BF325EK FEATURES

- » Frost Free
- » 2-Way Flexi Glass Shelf
- » Door Alarm
- » Anti-Bacteria Food Liner
- » Tempered Glass Shelf
- » Egg Shelf (1 egg rack)
- » Filter
- » Bottle Pocket & Stopper
- » LED Light
- » Revolving Ice Tray
- » Freezer Drawer
- » Adjustable Feet
- » 3.0 Star Energy Rating
- » R600a Refrigerant
- » Inverter Technology
- » Vegetable Case

Dimensions

MR-BF390EK

H 1720 x W 600 x D 696mm

MR-BF325EK

H 1479 x W 600 x D 696mm

Top Mount

TF-EK SERIES



The smart elevating shelf function is a unique time and space saving feature, helping to maximise the usable space in the refrigerator compartment. (MR-560EK/MR-508EK)

MR-560EK

560 Litres

MR-420EK

420 Litres

MR-508EK

508 Litres

MR-385EK

385 Litres



Shiny
Black



White



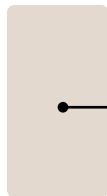
Stainless
Steel

TOTAL CAPACITY

560/508 LITRES



FREEZER
178 LITRES



REFRIGERATOR
382/330 LITRES

Dimensions

MR-560EK

H 1777 x W 751 x D 795mm

MR-508EK

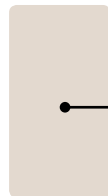
H 1652 x W 751 x D 795mm

TOTAL CAPACITY

420/385 LITRES



FREEZER
130 LITRES



REFRIGERATOR
290/255 LITRES

Dimensions

MR-420EK

H 1691 x W 686 x D 706mm

MR-385EK

H 1586 x W 686 x D 706mm

MR-560EK / 508EK / 420EK / 385EK FEATURES

- » Elevating Shelf (MR-560EK, MR-508EK)
- » Tempered Glass Shelves
- » Deodoriser
- » Egg Shelf (2 egg racks)
- » Vegetable Case
- » 2-Way Flexi Glass Shelf (MR-560EK, MR-508EK)
- » Surround Cooling System (MR-420EK, MR-385EK)
- » Adjustable Door Shelf
- » Big Bottle Pockets & Stopper
- » Anti-Bacteria Food Liner
- » Revolving Ice Tray
- » Frost Free
- » Adjustable Feet
- » Sliding Case



MR-560EK



Elevating Shelf

Simply slide the lever and you can raise or lower one of the shelves by up to 40 mm. There is no need to remove any items from the shelf... what could be easier than that!

(MR-560EK, MR-508EK)



Sliding Case

Equipped with a smooth-sliding roller, the Sliding Case allows for easy access. Great for storing dairy products and chilling drinks. Food is stored at around 0°C, ensuring longer lasting freshness.



Tempered Glass Shelves

The Tempered Glass Shelves are easy to clean and built to withstand up to 101 kilograms of weight.

- » 4 Rollers
- » LED Light
- » 4.0 Star Energy Rating
- » Multi Airflow System (MR-560EK, MR-508EK)
- » R600a Refrigerant



SPECIFICATIONS

REFRIGERATOR		FRENCH DOOR					
		WX Series		EX Series	LX Series	L4 Glass Series	
MODEL		MR-WX743C	MR-WX500C	MR-EX574X	MR-LX630EM	MR-L710EN	MR-L650EN
Capacity (Gross)	TOTAL	743	500	574	630	710	650
	Refrigerator Compartment	377	230	252	333	478	418
	Freezer Compartment	151	116	118	180	232	232
	Ice Making Compartment	25	23	27			
	Versa Compartment	56	33	48			
	Vegetable Compartment	134	98	129	117		
Dimensions (mm)	Width	800	650	685	900	950	950
	Height	1821	1696	1696	1798	1818	1698
	Max Depth	748	709	735	735	764	764
Clearance Dimensions (mm)	Top	50	25	25	100	100	100
	Left	5	5	5	30	30	30
	Right	5	5	5	30	30	30
	Back				50	60	60
Energy Efficiency							
Energy Star Rating		4.0	4.0	3.5	4.0	4.0	4.0
Energy Consumption (kWh/year)		430	345	410	390	430	395
Inverter Compressor		•	•	•	•	•	•
Refrigerant Type		R600a	R600a	R600a	R600a	R600a	R600a
Door Finish							
Colour	ARGENT SILVER	ARGENT SILVER	PLATINUM	ARGENT SILVER	ARGENT SILVER	ARGENT SILVER	
	DARK MAHOGANY			BRILLIANT BLACK	BRILLIANT BLACK	BRILLIANT BLACK	
	DIAMOND WHITE	DIAMOND WHITE		GLACIER WHITE	GLACIER WHITE	GLACIER WHITE	
Glass Door Finish		•	•		•	•	•
Refrigerator							
Cooling System		MULTI AIRFLOW					
LED Light		•	•	•	•	•	•
Moisturising Cooling		•	•	•			
Elevating Shelf (Auto Shelf)				•			
Tempered Glass Shelves		•	•		•	•	•
Separate Shelf (Middle Shelf)		•					
Two-Way Flexi Shelf (Middle Shelf)		•	•	•			
Two-Way Flexi Shelf (Top Shelf)				•			
Side Take-Out Pocket		•	•	•			
Utility Case				2		2	2
Wide Chilled Case (Upper Case)		•	•		•		
Supercool Chilling Case / Chilled Case (Lower Case)		•	•		•		
Auto Closer		•	•	•			
Water Tank		•	•	•	•		
Egg Tray		•	•	SLIDING	•	•	•
Bottle Pocket		•	•	•	•	•	•
Adjustable Pocket		•	•	•	•	•	•
Vegetable Crisper						•	•
Small Item Holder				•			

• Standard feature

SPECIFICATIONS

REFRIGERATOR	FRENCH DOOR					
	WX Series		EX Series	LX Series	L4 Glass Series	
MODEL	MR-WX743C	MR-WX500C	MR-EX574X	MR-LX630EM	MR-L710EN	MR-L650EN
Vegetable Drawer						
Humidity Control	•	•	•		•	•
Smooth Case Roller	•	•	•	•		
Wide Open Case	•	•	•	•		
Freezer Compartment						
Freezing Case (Small)					•	•
Freezing Case (Medium)					•	•
Freezing Case (Large)					•	•
Freezing Case (Upper and Lower)	•	•	•	•		
Ice Compartment						
Automatic Ice Maker	•	•	•	•		
Direct Water Supply Auto Ice Maker	•	•	•			
Anti Bacteria Washable Ice Tray	•	•	•			
All Washable Water Supply Parts	•	•	•			
Quick Ice Making Mode	•	•	•			
Required Time for Quick Ice Making (min)	80	80	70	80		
Water Tank Capacity (L)	1.2	1.2	1.2	1.1		
Triple Twist Ice Trays with Ice Box					•	•
Versa Compartment						
Supercool Freezing	•	•	•			
Soft Freezing	•	•	•			
Hot Freezing	•	•	•			
Aluminium Tray	•	•	•			
Others						
Fresh Air Filter (Anti-bacteria & Deodoriser)	•	•	•	•	•	•
Smart Cube VIP	•	•	•			
Rapid Cooling	•	•	•	•	•	•
Eco Mode	•	•	•	•	•	•
Power Save Mode	•	•	•	•	•	•
Door Alarm	•	•	•	•	•	•

WARRANTY:

Mitsubishi Electric Inverter Refrigerators are backed by a comprehensive 5 year parts and labour warranty and a 10 year parts warranty on the Inverter compressor.



Refrigerators are for illustration purposes only.

SPECIFICATIONS

REFRIGERATOR		BOTTOM MOUNT			
		CX Series		BF-EK Series	
MODEL		MR-CX402EJ-1	MR-CX370EJ-1	MR-BF390EK	MR-BF325EK
Capacity (Gross)	TOTAL	402	370	390	325
	Refrigerator Compartment	221	189	285	220
	Freezer Compartment	104	104	105	105
	Vegetable Compartment	77	77		
Dimensions (mm)	Width	600	600	600	600
	Height	1820	1698	1720	1479
	Depth	656	656	686	686
	Depth with Leg Cover	660	660	696	696
Clearance Dimensions (mm)	Top	100	100	100	100
	Left	20	20	20	20
	Right	20	20	20	20
	Back	50	50	50	50
Energy Star Rating		3.5	3.5	3.0	3.0
Energy Consumption (kWh/year)		348	335	400	370
Inverter Compressor		•	•	•	•
Frost Free		•	•	•	•
Anti-Bacteria Food Liner				•	•
Deodoriser		FILTER	FILTER	FILTER	FILTER
Minus Ion		•	•	•	•
VitaLED*		•	•	•	•
Door Alarm		•	•	•	•
Refrigerator Compartment					
Cooling System		MULTI AIRFLOW			
Sliding Case		2	2		
Two-Way Flexi Shelf		1	1	1	1
Tempered Glass Shelf (R)		3	2	4	3
Egg Case		1	1	1	1
Multi-Free Pocket		2	2	2	2
LED Light		LED Light			
Fruit & Vegetable Case				1	1
Bottle Pocket		1	1	2	1
Bottle Stopper				1	1
Freezer Compartment					
Auto Ice Making		•	•		
Revolving Ice Tray				2	2
Ice Box		1	1	1	1
Freezer Case Lower		1	1	1	1
Freezer Case Upper & Ice Box		1	1		
Ice Spoon		1	1		
Vegetable Drawer					
Vegetable Case (Upper & Lower)		1	1		
Others					
Castors		4	4	4	4
Kick Plate		•	•	•	•
Adjustable Foot		2	2	2	2
Refrigerant Type		R600a	R600a	R600a	R600a
Door Finish					
Colour		WHITE	WHITE	WHITE	WHITE
		STAINLESS STEEL	STAINLESS STEEL	STAINLESS STEEL	STAINLESS STEEL
		ONYX BLACK	ONYX BLACK	ONYX BLACK	ONYX BLACK
		GLOSSY RED			
Door Opening		Right	Right	Right	Right

WARRANTY:

Mitsubishi Electric Inverter Refrigerators are backed by a comprehensive 5 year parts and labour warranty and a 10 year parts warranty on the Inverter compressor.

SPECIFICATIONS

REFRIGERATOR		TOP MOUNT TF-EK Series			
MODEL		MR-560EK	MR-508EK	MR-420EK	MR-385EK
Capacity (Gross)	TOTAL	560	508	420	385
	Refrigerator Compartment	382	330	290	255
	Freezer Compartment	178	178	130	130
Dimensions (mm)	Width	751	751	686	686
	Height	1777	1652	1691	1586
	Depth	795	795	706	706
Clearance Dimensions (mm)	Top	100	100	100	100
	Left	20	20	20	20
	Right	20	20	20	20
	Back	50	50	50	50
Energy Efficiency					
Energy Star Rating		4.0	4.0	4.0	4.0
Energy Consumption (kWh/year)		350	340	326	310
Inverter Compressor		•	•	•	•
Refrigerant Type		R600a	R600a	R600a	R600a
Refrigerator Compartment					
Cooling System		MULTI AIRFLOW		SURROUND COOLING	
Frost Free		•	•	•	•
Anti-Bacteria Food Liner		•	•	•	•
Deodoriser		FILTER	FILTER	FILTER	FILTER
Minus Ion		•	•		
Sliding Case		1	1	1	1
Tempered Glass Shelf (R)		1	-	3	3
Tempered Glass Shelf (RV)		1	1		
Elevating Shelf		1	1		
Flexible Shelf		1	1		
Egg Case		2	2	2	2
Multi-Free Pocket		3	2	1	1
LED Light		•	•	•	•
Fruit & Vegetable Case		1	1	1	1
Bottle Pocket		2	2	2	2
Bottle Stopper		2	2	1	1
Freezer Compartment					
Revolving Ice Tray		3	3	2	2
Ice Box		1	1	1	1
Freezer Pocket		2	2	2	2
Crystal Shelf		2	2	1	1
Others					
Castors		4	4	4	4
Kick Plate		•	•	•	•
Adjustable Foot		2	2	2	2
Door Finish					
Colour		WHITE	WHITE	WHITE	WHITE
		STAINLESS STEEL	STAINLESS STEEL	STAINLESS STEEL	STAINLESS STEEL
		SHINY BLACK	SHINY BLACK	SHINY BLACK	SHINY BLACK
Door Opening		Right	Right	Right	Right

WARRANTY:

Mitsubishi Electric Inverter Refrigerators are backed by a comprehensive 5 year parts and labour warranty and a 10 year parts warranty on the Inverter compressor.

The products of Mitsubishi Electric Australia comes with guarantees, additional to this Warranty, that cannot be excluded under the Australian Consumer Law. You are entitled to a replacement or refund for a major failure and for compensation for any other reasonably foreseeable loss or damage. You are also entitled to have the goods repaired or replaced if the goods fail to be of acceptable quality and failure does not amount to a major failure.



ME Fridge Finder

Want to see how these fridges will look in your kitchen?



Download on the
App Store

This image shows a full page of blank graph paper. The grid consists of small, equal-sized squares formed by thin gray lines. There are no margins, text, or other markings on the page.



For more information contact

www.mitsubishielectric.com.au

Call 1300 722 228

Distributed and guaranteed throughout Australia by

MITSUBISHI ELECTRIC AUSTRALIA PTY. LTD.

(Incorporated in New South Wales) A.B.N. 58 001 215 792



See website for full
Terms and Conditions



Fridge Finder App
Available to download
from the App Store