

# GA Series

The GA Series, with the Catechin Filter and Anti-Allergy Enzyme Filter onboard, freshens up room air and makes your room comfortable. The Flat Panel, furthermore, brings a stylish touch into play.




## Low Outside Temperature Operation

Thanks to our high technology, the inverter models perform well even when the outside temperature is down to  $-10^{\circ}\text{C}$ .

## Stylish – Flat Panel, Glossy Pure White

Our GA indoor units are very sophisticated designed. Flat panel as standard, Glossy Pure White colored to fit any room. And more, our MSZ-GA small range units are suitable for your bedroom, compact designed—only 780mm for width!



## Unique Air Cleaning Filter

### Healthy Catechin Filter



Catechin is a bioflavonoid that is found in green tea that has both antiviral and antioxidant qualities. In addition to these benefits, Catechin also offers excellent deodorising characteristics, which is why Mitsubishi Electric uses this compound in its air conditioner filters to not only improve air quality but to also prevent the spread of bacteria and viruses in the room. The filter can be easily removed and when washed regularly, deodorising effectiveness should last for more than 10 years. All GA Series models are supplied with the Catechin filter.



Catechin Filter

### Anti-Allergy Enzyme Filter



(MSZ-GA Series)

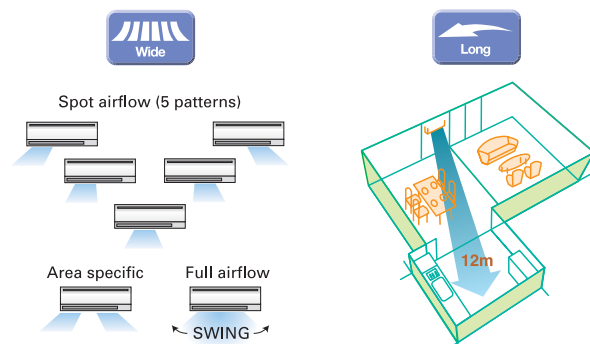
To counter allergens, we have add filters featuring artificial blue enzymes with the power to remove harmful microbes such as bacteria\*1, virus, dead mites, pollen, etc. The enzymes destroy any germs caught in the filter, preventing them from working their way further inside the air conditioner. However, being artificial enzymes, they prevent allergies while remaining gentle on the human body.



\*1: Confirmed by the Japan Spinners Inspecting Foundation.  
Test numbers JSIF-029220-1/JSIF-029220-2.

## Suitable Airflow for Wide Living Room

Bringing to comfort air, the vane can be automatically controlled by remote controller. As for our GA big range models, simply use of “Wide-vane” mode, you can easily adjust direction of airflow to reach any corner of the room. The high-power motor combines with “Long” mode to push air out further, providing an extended airflow that can reach the far end of wide living rooms or reach the kitchen in open-concept living area and studios.



## Auto Change Over Function

When a desired temperature is reached, the air conditioner automatically switches between cooling and heating modes. As for our MSZ-GA inverter model, all range has this function.

# MS-GA Series

R410A

Cooling Only

## Indoor Unit



Remote Controller



## Outdoor Unit



## Wall mounted Type Specifications

Type		Fixed-Speed Cooling only (R410A)				
Model Name		MS-GA20VB	MS-GA25VB	MS-GA35VB		
Indoor Unit		MSC-GA20VB	MSC-GA25VB	MSC-GA35VB		
Outdoor Unit		MU-GA20VB	MU-GA25VB	MU-GA35VB		
Power Supply [V, Phase, Hz]		230V, Single, 50Hz				
Cooling	Capacity [Rated]	kW	2.3	2.55	3.5	
	Total Input [Rated]	kW	0.75	0.78	1.11	
	EER			3.07	3.27	3.15
		Star Rating		5.5	5.5	4.5
	Running Current [Rated]	A	3.34	3.44	4.94	
	Sound Pressure Level	IN [Lo-Med-Hi]	dB(A)	25 - 31 - 40	25 - 31 - 40	26 - 33 - 40
		OUT (PWL)	dB(A)	45 (59)	45 (59)	49 (63)
Air Volume (IN) [Lo-Hi]	I/S		90 - 162	90 - 162	90 - 162	
Heating	Capacity [Rated]	kW	-	-	-	
	Total Input [Rated]	kW	-	-	-	
	COP			-	-	-
		Star Rating		-	-	-
	Running Current [Rated]	A	-	-	-	
	Sound Pressure Level	IN [Lo-Med-Hi]	dB(A)	-	-	-
		OUT	dB(A)	-	-	-
Air Volume (IN) [Lo-Hi]	I/S		-	-	-	
Indoor	Input [Rated]	W	40	40	40	
	Dimensions [HxWxD]	mm	278 x 815 x 244	278 x 815 x 244	278 x 815 x 244	
	Weight	kg	10	10	10	
	Max. Running Current	A	0.25	0.25	0.25	
	Breaker Size	A	10	10	10	
Outdoor	Dimensions [HxWxD]	mm	550 x 800 x 285	550 x 800 x 285	550 x 800 x 285	
	Weight	kg	28	28	34	
	Max. Running Current	A	5.0	5.0	7.0	
	Breaker Size	A	10	10	10	
Ext. Piping	Diameter (Gas/Liquid)	mm	9.52 / 6.35	9.52 / 6.35	9.52 / 6.35	
	Max. Length/Height	m	20 / 10	20 / 10	25 / 10	
Guaranteed Operating Range [Outdoor]	Cooling	°C		21 ~ 43		
	Heating	°C			-	



Cooling Only

# MS-GA Series

## Indoor Unit

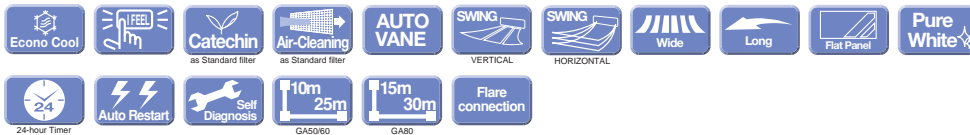


## Outdoor Unit



MU-GA50VB

MU-GA60/80VB



Remote Controller

### Wall mounted Type Specifications

Type		Fixed-Speed Cooling only (R410A)				
Model Name		MS-GA50VB	MS-GA60VB	MS-GA80VB		
Indoor Unit		MS-GA50VB	MS-GA60VB	MS-GA80VB		
Outdoor Unit		MU-GA50VB	MU-GA60VB	MU-GA80B		
Power Supply [V, Phase, Hz]		230V, Single, 50Hz				
Cooling	Capacity [Rated]	kW	5.1	6.5	7.8	
	Total Input [Rated]	kW	1.75	2.32	2.95	
	EER		2.91	2.80	2.64	
		Star Rating	4.0	4.0	3.0	
	Running Current [Rated]	A	8.03	10.43	13.25	
	Sound Pressure Level	IN [Lo-Med-Hi]	dB(A)	34 - 38 - 47	37 - 41 - 47	37 - 42 - 47
		OUT (PWL)	dB(A)	52 (65)	55 (71)	55 (71)
Air Volume (IN) [Lo-Hi]	I/S	147 - 267	163 - 267	190 - 267		
Heating	Capacity [Rated]	kW	-	-	-	
	Total Input [Rated]	kW	-	-	-	
	COP		-	-	-	
		Star Rating	-	-	-	
	Running Current [Rated]	A	-	-	-	
	Sound Pressure Level	IN [Lo-Med-Hi]	dB(A)	-	-	-
		OUT	dB(A)	-	-	-
Air Volume (IN) [Lo-Hi]	I/S	-	-	-		
Indoor	Input [Rated]	W	69	69	69	
	Dimensions [HxWxD]	mm	325 x 1100 x 258	325 x 1100 x 258	325 x 1100 x 258	
	Weight	kg	16	16	16	
	Max. Running Current	A	0.5	0.5	0.5	
	Breaker Size	A	10	10	10	
Outdoor	Dimensions [HxWxD]	mm	605 x 850 x 290	850 x 840 x 330	850 x 840 x 330	
	Weight	kg	45	73	75	
	Max. Running Current	A	11.5	15.0	20.0	
	Breaker Size	A	15	25	25	
Ext. Piping	Diameter (Gas/Liquid)	mm	12.7 / 6.35	15.88 / 6.35	15.88 / 9.52	
	Max. Length/Height	m	25 / 10	25 / 10	30 / 15	
Guaranteed Operating Range [Outdoor]	Cooling	°C		21 - 43		
	Heating	°C		-		

# Accessories

Model Name	Description	Compatible Models
MAC-1300FT	Air Cleaning Filter	MSC-GA20/25/35VB
MAC-1700FT		MS(H)-GA50/60/71/80VB
MAC-415FT-E	Anti-Allergy Enzyme Filter	MSZ-GA22/25/35VA/GB50VA, MFZ-KA25/35/50VA
MAC-2300FT		MSZ-GA60/71/80VA
MAC-305FT-E	Deodorizing Ceramic Filter	MSZ-FA25/35VA
MAC-093SS-E	Quick Clean Kit	MSZ-FA25/35VA, MSZ-GA22/25/35, GB50VA
MAC-397IF-E	MA&Contact Terminal Interface	MSZ-FA/GA/GB, MFZ-KA, SEZ-KA, SLZ-KA
MAC-399IF-E	M-NET Interface	
MAC-821SC-E	Centralized ON/OFF Remote Controller (MAC-397IF-E required)	
PAR-21MAA	Wired Remote Controller (MAC-397IF-E required)	MSZ-FA/GA/GB, MFZ-KA
PAR-SL99B-E	Wireless Remote Controller Kit	PCA-RP50/60/71GA
PAC-SE80KF-E	High Efficiency Filter	PCA-RP50GA
PAC-SE81KF-E		PCA-RP60/71GA
PAC-SH20DM-E	Drain Pump	PCA-RP50/60GA
PAC-SH21DM-E		PCA-RP71GA
PAC-SG01KF-E	High Efficiency Filter Element	PLA-RP60/71AA
PAC-SG03TM-E	Multi-Functional Casement	
PAC-SG04AS-E	Space Panel	
PAC-SG06SP-E	Shutter Plate	
MAC-A454JP-E	Joint Pipe (unit 9.52 --> pipe 12.7)	MXZ Series
MAC-A455JP-E	Joint Pipe (unit 12.7 --> pipe 9.52)	
MAC-A456JP-E	Joint Pipe (unit 12.7 --> pipe 15.88)	
PAC-SG76RJ-E	Joint Pipe (unit 9.52 --> pipe 15.88)	
PAC-493PI	Joint Pipe (unit 6.35 --> pipe 9.52)	
PAC-SG64DP-E	Drain Pan	MXZ-8A140VA
PAC-SG61DS-E	Drain Socket	
MAC-888SG	Air Outlet Guide (to change air blowing direction)	MXZ-2A/3A/4A/71VA
MAC-855SG		MXZ-4A80VA
PAC-SG59SG-E		MXZ-8A140VA (2 pcs. required)
MSDD-50AR-E	Distribution Pipe (to connect 2 branch boxes): flare connection type	MXZ-8A140VA (PAC-AK30/50BC)
MSDD-50BR-E	Distribution Pipe (to connect 2 branch boxes): brazing connection type	
PAC-AK350CVR-E	Branch Box Outer Cover (for outdoor installation)	

## Conditions for specifications

### Rating Conditions (AS/NZS 3823)

Cooling	Indoor	27°C DB, 19°C WB
	Outdoor	35°C DB
Heating	Indoor	20°C DB
	Outdoor	7°C DB, 6°C WB

Guaranteed operating range: see specifications table.