


F930GOT-BBD-K-E
F920GOT-BBD5-K-E

Keypads for Quick & Easy Operation

Save operation time with convenient access keys.



Main features

■ External Keypads and Function Keys

Numeric, Cursor, and Definable function keys are located beneath the LCD screen to enable easy editing without reducing the usable graphic display area.

(Touch screen keys are available only with the F930GOT-BBD-K.)

■ Bit Map Display

Display simple Bit Maps on the highly versatile LCD display. The F920GOT-BBD5-K has the smallest LCD screen in its class that can display Bit Maps.

■ Excellent Viewing Characteristics

Outstanding visibility has been achieved by using high brightness white and red LED backlights.

(Only one backlight color can be used per screen.)

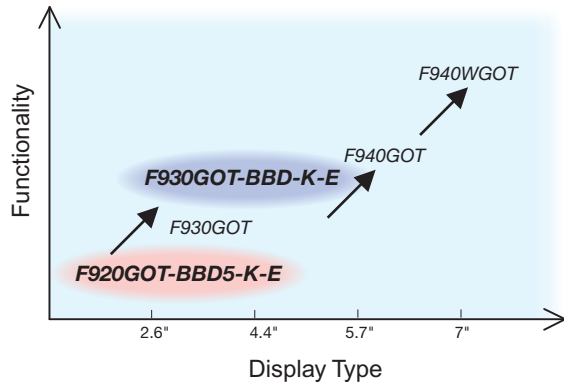
■ Function Key labels for the F930GOT-BBD-K

Labels for the configurable function keys can be designed and replaced quickly.

■ Flash Memory

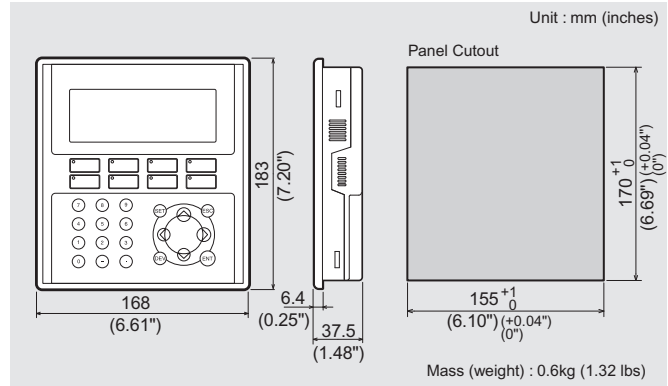
Flash memory ensures that all user data will be secured in case of power outage.

Product positioning

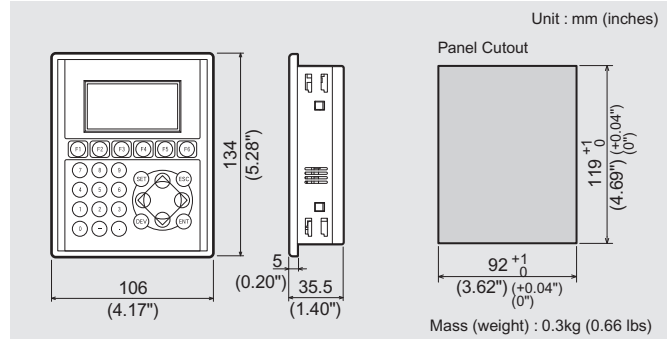


Dimensions

F930GOT-BBD-K-E



F920GOT-BBD5-K-E



Connectable Devices

F930GOT-BBD-K-E

- MELSEC-FX, A, QnA, Q Series
- MELSEC-FX-GM Motion Controllers
- FREXROL-A500, E500, S500 Series
- OMRON, Allen-Bradley, Siemens
- Microcomputer Board

F920GOT-BBD5-K-E

- MELSEC-FX, A, QnA, Q Series

Specifications

	F930GOT-BBD-K-E	F920GOT-BBD5-K-E
Voltage	24V DC +10, -15%	5V DC ±5%
Current Consumption	200mA/24V DC	220mA/5V DC
Battery	FX2NC-32BL	none
Waterproof (front)	IP65f equivalent	
Display device	STN Full pixel Blue mode LCD	
Resolution	240 X 80 pixel	128 X 64 pixel
Display size	117 X 42 mm (4.4") type	60 X 30 mm (2.6") type
Backlight	CFL	White/Red LED
Function keys	8 (with LED)	6
Memory	256Kbyte Flash mem.	128Kbyte Flash mem.
Transparent mode	✓ (When connecting MELSEC-FX, A, QnA, Q Series)	✓ (When connecting MELSEC-FX Series)
Recipe	✓	
Time switch	✓	
Communication I/F	RS-232C/RS-422	

⚠ Safety Warning

To ensure proper use of the products listed in this catalog, please be sure to read the instruction manual prior to use.

MITSUBISHI ELECTRIC CORPORATION

HEAD OFFICE: 1-8-12, OFFICE TOWER Z 14F HARUMI CHUO-KU 104-6212, JAPAN